

Final report

State of the art of new generation commercially available products

Date: 13.03.2017

By Daniel Mugnier¹ & Alexandre Mopty

By Marcus Rennhofer² & Tim Selke²

¹Institution TECSOL SA

Address 105 av. Alfred Kastler – BP90434 – 66004 PERPIGNAN - Cedex - FRANCE

Phone +33 4 68 68 16 40

e-mail daniel.mugnier@tecsol.fr

²Institution AIT Austrian Institute of Technology GmbH

Address Giefinggasse 2 | 1210 Vienna | Austria

Phone +43 664 825 1008

e-mail marcus.rennhofer@ait.ac.at / tim.selke@ait.ac.at

IEA Solar Heating and Cooling Programme (IEA SHC)

The Solar Heating and Cooling Technology Collaboration Programme was founded in 1977 as one of the first multilateral technology initiatives ("Implementing Agreements") of the International Energy Agency. Its mission is *"to enhance collective knowledge and application of solar heating and cooling through international collaboration to reach the goal set in the vision of solar thermal energy meeting 50% of low temperature heating and cooling demand by 2050."*

The members of the IEA SHC collaborate on projects (referred to as "Tasks") in the field of research, development, demonstration (RD&D), and test methods for solar thermal energy and solar buildings.

A total of 58 projects have been initiated, 50 of which have been completed. Research topics include:

- Solar Space Heating and Water Heating (Tasks 14, 19, 26, 44, 54)
- Solar Cooling (Tasks 25, 38, 48, 53)
- Solar Heat or Industrial or Agricultural Processes (Tasks 29, 33, 49)
- Solar District Heating (Tasks 7, 45, 55)
- Solar Buildings/Architecture/Urban Planning (Tasks 8, 11, 12, 13, 20, 22, 23, 28, 37, 40, 41, 47, 51, 52, 56)
- Solar Thermal & PV (Tasks 16, 35)
- Daylighting/Lighting (Tasks 21, 31, 50)
- Materials/Components for Solar Heating and Cooling (Tasks 2, 3, 6, 10, 18, 27, 39)
- Standards, Certification, and Test Methods (Tasks 14, 24, 34, 43, 57)
- Resource Assessment (Tasks 1, 4, 5, 9, 17, 36, 46)
- Storage of Solar Heat (Tasks 7, 32, 42, 58)

In addition to the project work, there are special activities:

- SHC International Conference on Solar Heating and Cooling for Buildings and Industry
- Solar Heat Worldwide – annual statistics publication
- Memorandum of Understanding – working agreement with solar thermal trade organizations
- Workshops and seminars

Country Members

Australia
Austria
Belgium
Canada
China
Denmark
European Commission

France
Germany
Italy
Mexico
Netherlands
Norway
Slovakia

Spain
Sweden
Switzerland
Turkey
Portugal
United Kingdom

Sponsor Members

European Copper Institute
ECEEE
Gulf Organization for Research and Development

International Solar Energy Society
RCREEE

For more information on the IEA SHC work, including many free publications, please visit www.iea-shc.org

Current Tasks

- Task 51 Solar Energy in Urban Planning
- Task 52 Solar Energy and Energy Economics in Urban Environments
- Task 53 New Generation Solar Cooling and Heating Systems (PV or solar thermally driven systems)
- Task 54 Price Reduction of Solar Thermal Systems
- Task 55 Towards the Integration of Large SHC Systems into DHC Networks
- Task 56 Building Integrated Solar Envelope Systems for HVAC and Lighting
- Task 57 Solar Standards & Certification
- Task 58 Material and Component Development for Thermal Energy Storage

Completed Tasks

- Task 1 Investigation of the Performance of Solar Heating and Cooling Systems
- Task 2 Coordination of Solar Heating and Cooling R&D
- Task 3 Performance Testing of Solar Collectors
- Task 4 Development of an Insolation Handbook and Instrument Package
- Task 5 Use of Existing Meteorological Information for Solar Energy Application
- Task 6 Performance of Solar Systems Using Evacuated Collectors
- Task 7 Central Solar Heating Plants with Seasonal Storage
- Task 8 Passive and Hybrid Solar Low Energy Buildings
- Task 9 Solar Radiation and Pyranometry Studies
- Task 10 Solar Materials R&D
- Task 11 Passive and Hybrid Solar Commercial Buildings
- Task 12 Building Energy Analysis and Design Tools for Solar Applications
- Task 13 Advanced Solar Low Energy Buildings
- Task 14 Advanced Active Solar Energy Systems
- Task 16 Photovoltaics in Buildings
- Task 17 Measuring and Modeling Spectral Radiation
- Task 18 Advanced Glazing and Associated Materials for Solar and Building Applications
- Task 19 Solar Air Systems
- Task 20 Solar Energy in Building Renovation
- Task 21 Daylight in Buildings
- Task 22 Building Energy Analysis Tools
- Task 23 Optimization of Solar Energy Use in Large Buildings

- Task 24 Solar Procurement
- Task 25 Solar Assisted Air Conditioning of Buildings
- Task 26 Solar Combisystems
- Task 27 Performance of Solar Facade Components
- Task 28 Solar Sustainable Housing
- Task 29 Solar Crop Drying
- Task 31 Daylighting Buildings in the 21st Century
- Task 32 Advanced Storage Concepts for Solar and Low Energy Buildings
- Task 33 Solar Heat for Industrial Processes
- Task 34 Testing and Validation of Building Energy Simulation Tools
- Task 35 PV/Thermal Solar Systems
- Task 36 Solar Resource Knowledge Management
- Task 37 Advanced Housing Renovation with Solar & Conservation
- Task 38 Solar Thermal Cooling and Air Conditioning
- Task 39 Polymeric Materials for Solar Thermal Applications
- Task 40 Towards Net Zero Energy Solar Buildings
- Task 41 Solar Energy and Architecture
- Task 42 *Compact Thermal Energy Storage*
- Task 43 *Solar Rating and Certification Procedures*
- Task 44 Solar and Heat Pump Systems
- Task 45 *Large Systems: Solar Heating/Cooling Systems, Seasonal Storages, Heat Pumps*
- Task 46 *Solar Resource Assessment and Forecasting*

- Task 47 Renovation of Non-Residential Buildings Towards Sustainable Standards
- Task 48 *Quality Assurance and Support Measures for Solar Cooling*
- Task 49 *Solar Process Heat for Production and Advanced Applications*
- Task 50 *Advanced Lighting Solutions for Retrofitting Buildings*

Completed Working Groups

CSHPSS; ISOLDE; Materials in Solar Thermal Collectors; Evaluation of Task 13 Houses; Daylight Research

Contents

1. Executive Summary.....	6
2. Work performed in Activity A2.....	6
2.1 Methodology :	6
2.2 General overview of the different systems collected in the Task 53 survey:	6
2.3 Square view:.....	9
3. Conclusions	21

1. Executive Summary

The A2 activity is dedicated to building the state-of-the-art for new cooling and heating system configurations according to market available and close to market solutions (R&D level just before or during demo stage) at the start of SHC Task 53). This state-of-the-art is based on results from surveying SHC Task 53 participants, and no claim can be made for completeness. The survey results for both solar thermal and solar PV solutions are classified according different criteria: size, applications, etc.

The present report has been built so as to make a picture of the existing and future systems called “New Generation Solar Cooling and Heating Systems” and try to understand their main features. This picture cannot be completed but this can give an interesting fore view of this new generation. This survey is not including refrigeration systems.

The solutions are all pre-engineered systems with small to medium capacities for the following building types: single family houses, small multi-family buildings, offices, shops, commercial centres, factories, hotels. All of these buildings can be grid connected or off grid in case of PV cooling and heating. The cooling and heating power range will be from 1 kW_{cooling/heating} to several tens of kW_{cooling/heating}.

The majority of the presented solutions can be driven by solar thermal or/and solar photovoltaic energy, which means these are all solar cooling solutions. 10 solutions are described in a summary set of tables giving technical comparative details as well as some economic indications (overall average end user price for instance) and a comparative square view of the principle scheme is presented. Additional details and pictures can be found in the Annex.

2. Work performed in Activity A2

2.1 Methodology :

A questionnaire was distributed to SHC Task 53 participants in 2015 to collect information on current innovative solar cooling solutions both in the market and close to the market. The questionnaires have differentiated PV and solar thermal approach so as to permit a global understanding of each of them. For each system, a scientific contact member of Task 53 is identified and permits to deepen the technical analysis of the solutions and further exploitation of the data.

The process will continue for the duration of Task 53, until June 2018, to allow for the incorporation of new solutions.

2.2 General overview of the different systems collected in the Task 53 survey:

Ten systems are presented in the following Table 1 and Table 2, to show overall and technical information and to present economical data, respectively.

Table 1 – Overall presentation of the data collection on innovative solar cooling and heating systems among IEA SHC Task 53











Logo	Manufacturer, country	Market status	Service	Solar input type	Nominal cooling capacity (kW or m ³ /h)	Nominal heating capacity (kW)	Nominal solar input (Wp for PV and m ² for ST)	Cooling Storage	Target market area	Heat rejection	Back up	Other	Website
	ATISYS, France	R&D	Cooling/heating	PV	4 kW	5.1 kW	4.6 kW	Sensible tank	France, Northern Africa	Air	Grid	R290 chiller, short term elec. battery	www.atisys-concept.com
	CLIMATEWELL, Sweden	R&D	Cooling/heating/DHW	ST	40 kW	108 kW	180 m ²	Sensible tank	Europe, sunny countries	Air	Electric chiller (390 kW)	Adsorption (LiCl/H ₂ O)	www.climatewell.com
	FREECOLD, France	Commercial	Cooling	PV	2.5 kW	No heating	1.5 kW	-	Africa, developing countries	Air	Grid	solar input 24VDC, elec. battery possible	www.coldinnov.com/en
	FREESCOO, Italy	R&D	Cooling/heating	ST/PV	500 m ³ /h	1.44 kW	2.4 kW	-	Italy	Air		Desiccant technology	www.freescoo.com/solarinvent
	GREE, China	R&D	Cooling/heating	PV	33.5 kW	37.5 kW	12.2 kW	None	China	Air	Grid	VRF	www.greeac.com
	KAYSUN, Spain	Commercial	Cooling/heating	PV	3.5 kW	3.5 kW	0.7 kW	None	Spain, Europe	Air	Grid	Scroll, no battery	www.kaysun.es/es
	PURIX, Denmark	Commercial	Cooling/heating	ST	2.5 kW	3.6 kW	4.8 m ²	None	Europe, sunny countries	Air	Boiler	Absorption (LiBr/H ₂ O)	www.purix.com
	SENR, France	Commercial	Cooling/heating	PV	3.6 kW (split) 45 kW (VRF)	3.6 kW (split) 50 kW (VRF)	0.65 kW (split) 20 kW (VRF)	None	France, Europe, sunny countries	Air	Grid	Scroll, battery possible	www.senr.fr
	SOLABCOOL, Netherlands	R&D	Cooling/heating	ST	4.5 kW	8 kW	13.3 m ²	None	Europe, sunny countries	Air	District heating	Silicagel-water adsorption cooling machine	www.solabcool.com
	YAZAKI, Japan	R&D	Cooling/heating	ST	35 kW	60 kW	0.1 kW	Sensible tank	China	Air	Electric chiller (29.3 kW)	Absorption (LiBr/H ₂ O)	www.yazaki-group.com/global

Table 2 – Economical data on innovative solar cooling and heating systems among IEA SHC Task 53

Manufacturer	Market status	Service	Total Investment price (€*)	Solar production investment (€*)	Cold/heating production investment (€*)	Storage investment (€*)	Other (€*)	Specific invest. Cost (€/kW _{cooling})	Annual maintenance cost (€*)	Contact
ATISYS	R&D	Cooling/heating	-	-	-	-	-	-	-	http://www.atisys-concept.com
CLIMATEWELL	R&D	Cooling/heating/DHW	-	-	-	-	-	-	-	http://www.climatewell.com
FREECOLD	Commercial	Cooling	3600	1500	2100	-	-	1 440	100	http://www.coldinnov.com/en/
FREESCOO	R&D	Cooling/heating	7500	1500	3500	-	2500	2 500	50	http://www.freescOO.com/solarinvent/
GREE	R&D	Cooling/heating	24600	12400	11800	-	400	734	300	http://www.greeac.com/
KAYSUN	Commercial	Cooling/heating	2500	700	1800	-	-	714	30	http://www.kaysun.es/es
PURIX	Commercial	Cooling/heating	4425	-	-	-	-	1 770	20	http://www.purix.com/
SENR - SRV	Commercial	Cooling/heating	97000	57000	25000	17000	3500	26944	1000	http://www.senr.fr
SENR - SPLIT	Commercial	Cooling/heating	2500	700	-	-	-	694	180	http://www.senr.fr
SOLABCOOL	R&D	Cooling/heating	-	-	-	-	-	-	-	http://www.solabcool.com
YAZAKI	R&D	Cooling/heating	-	-	-	-	-	-	-	https://www.yazaki-group.com/global/

* Note : end user price excluding VAT

Table 2 shows that mainly the commercially available solutions are able to deliver economical data on the systems (indicative investment end user price).

2.3 Square view:

The "square view" developed in Task 53 A4 activity provides a common approach to compare different systems. Based on the "square view" developed in SHC Task 44: Solar and Heat Pump Systems", this concept provides a means to compare different configurations for integrating solar cooling and heating systems in buildings, microgrids and the central grid.

It permits to present in a common and easy to understand manner all the different configurations of solar cooling and heating systems, either they are PV driven or solar thermally driven for example.

Atisys (France) :

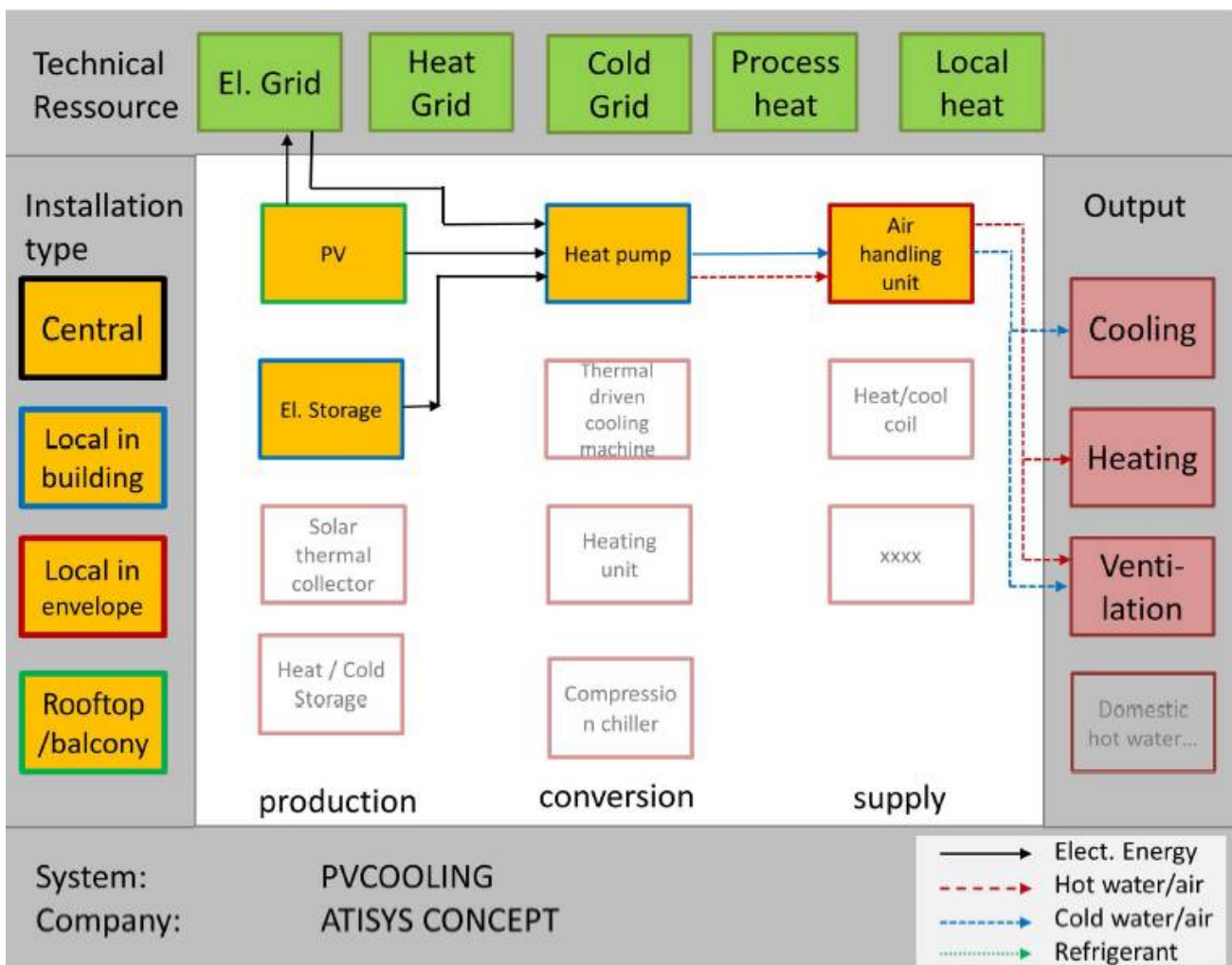


Figure 1: SquareView ATIsys - PVCOOLING

ClimateWell (Sweden):

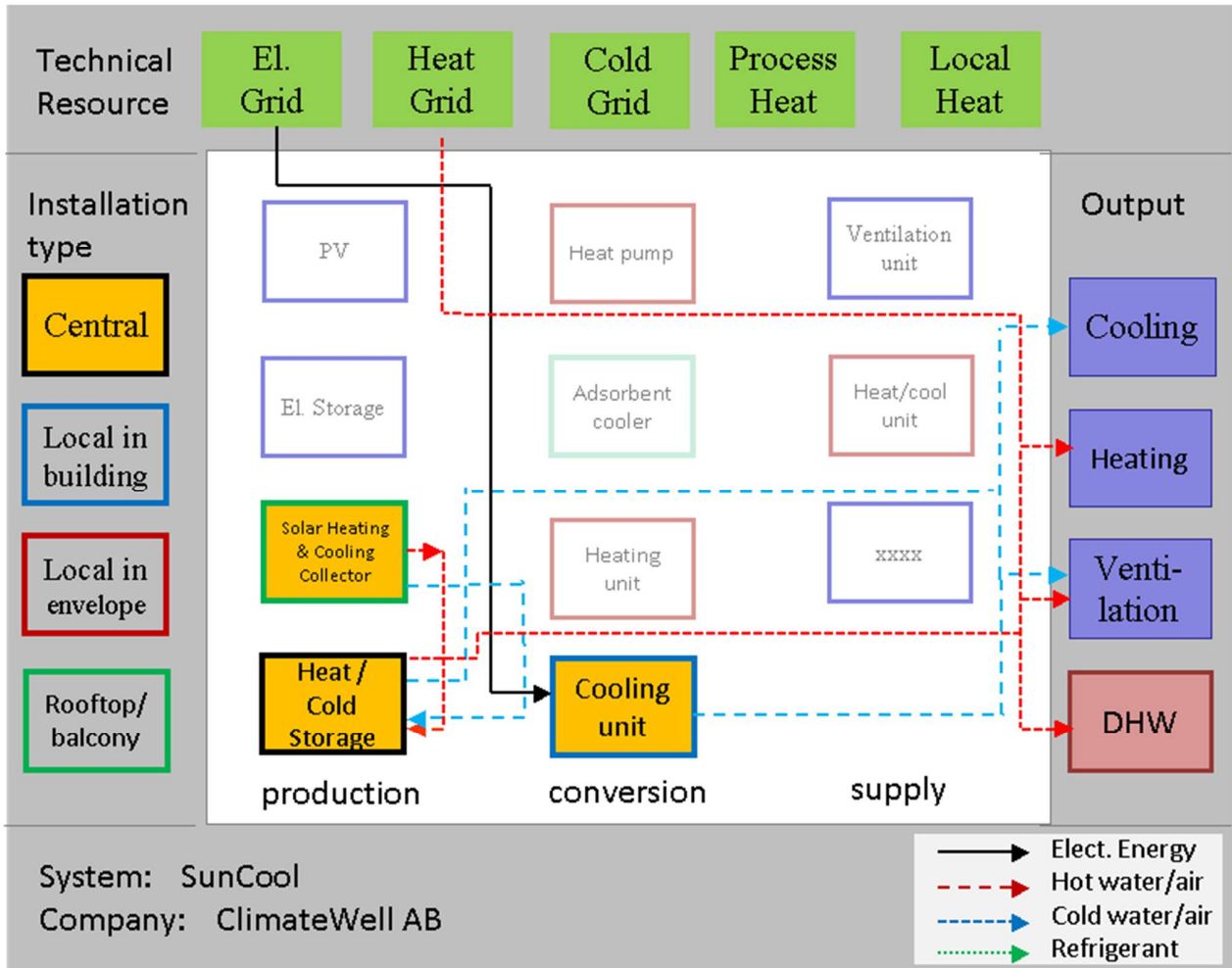


Figure 2: SquareView ClimateWell - SunCool

ColdInnov (France) :

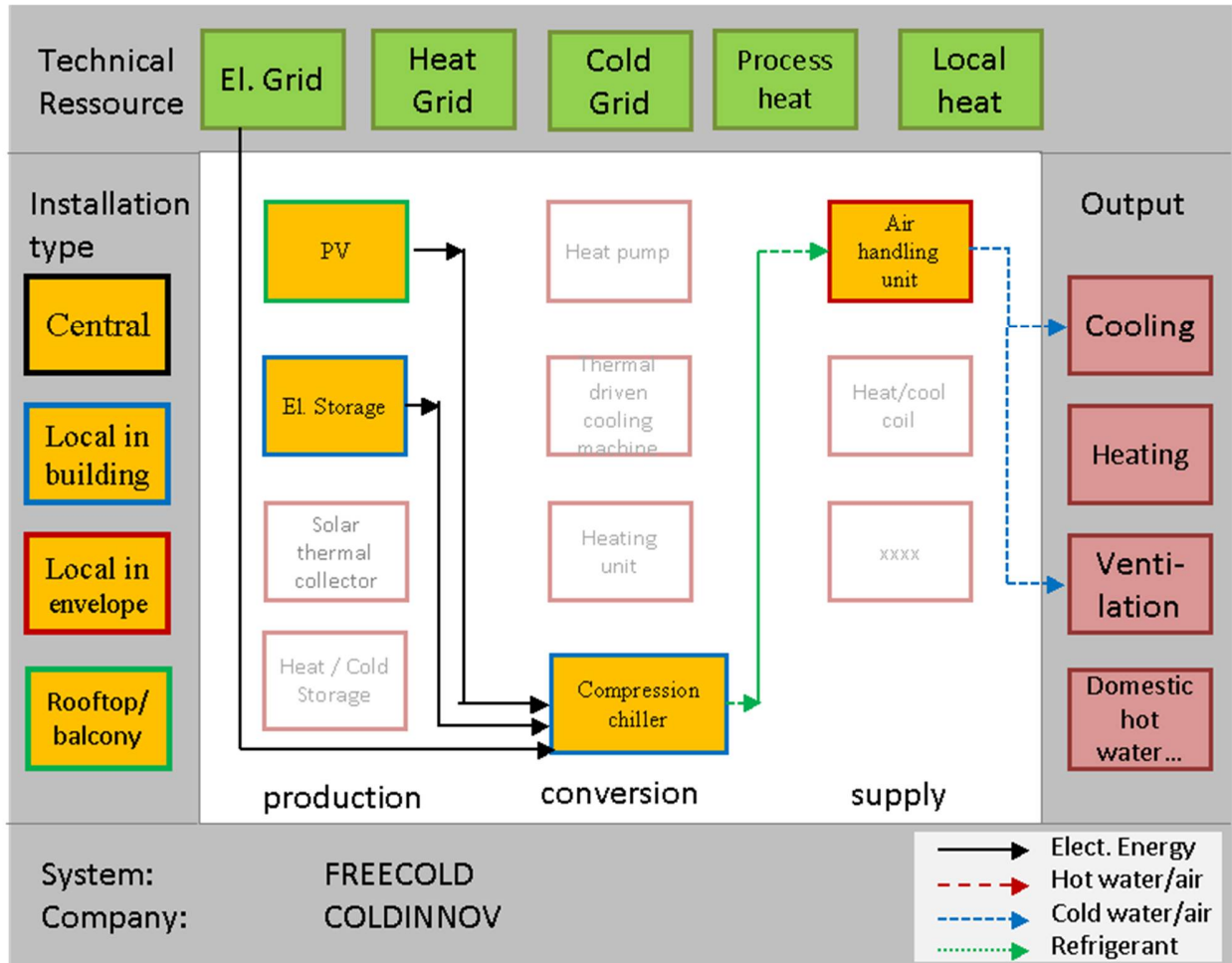


Figure 3: SquareView COLDINNOV - FREECOLD

Freescoc (Italy):

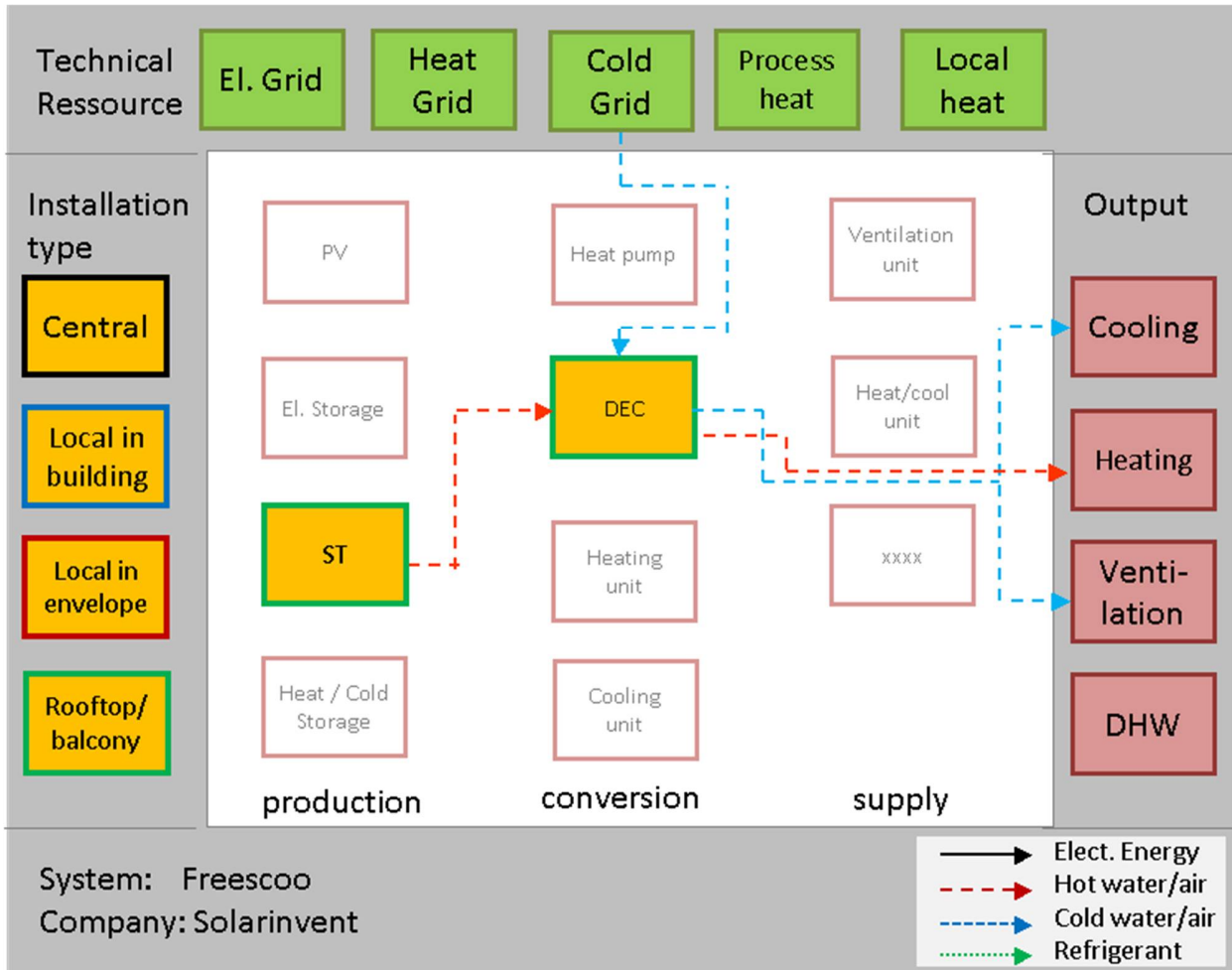


Figure 4: SquareView SolarInvent - Freescoc

Gree (China) :

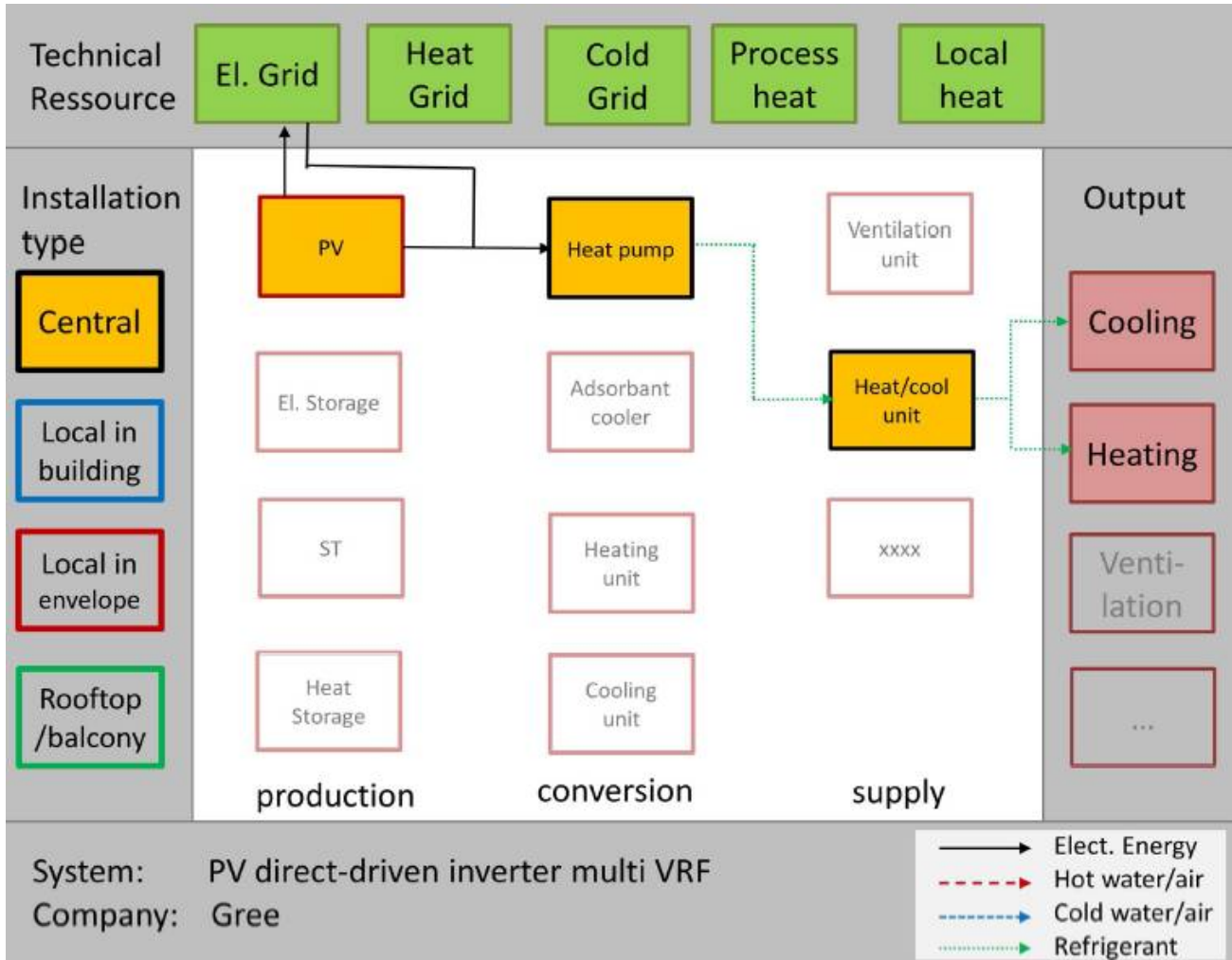


Figure 5: Gree - Gree

Kaysun (Spain):

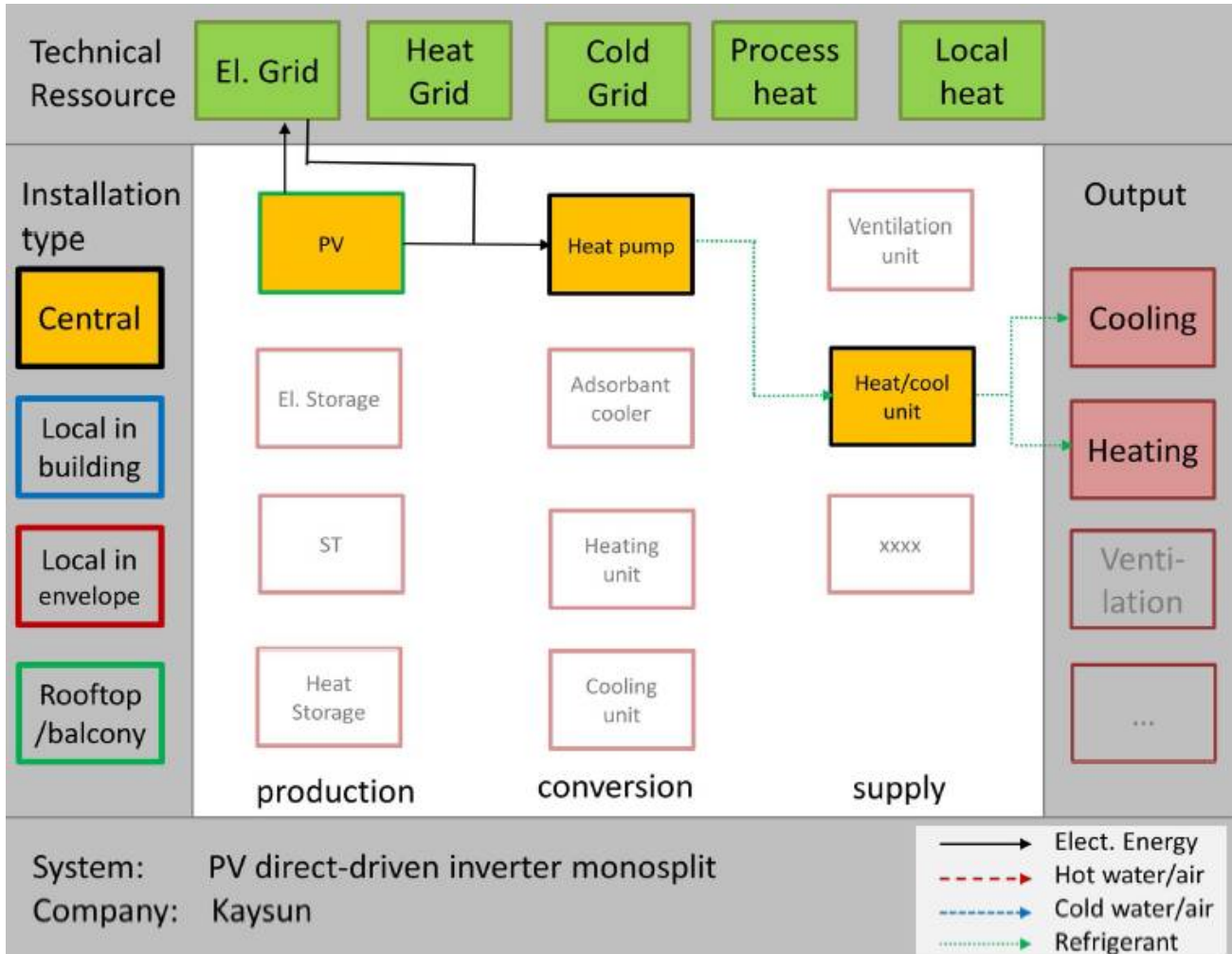


Figure 6: SquareView Frigicoll - Kaysun

Purix (Danemark): District cooling version

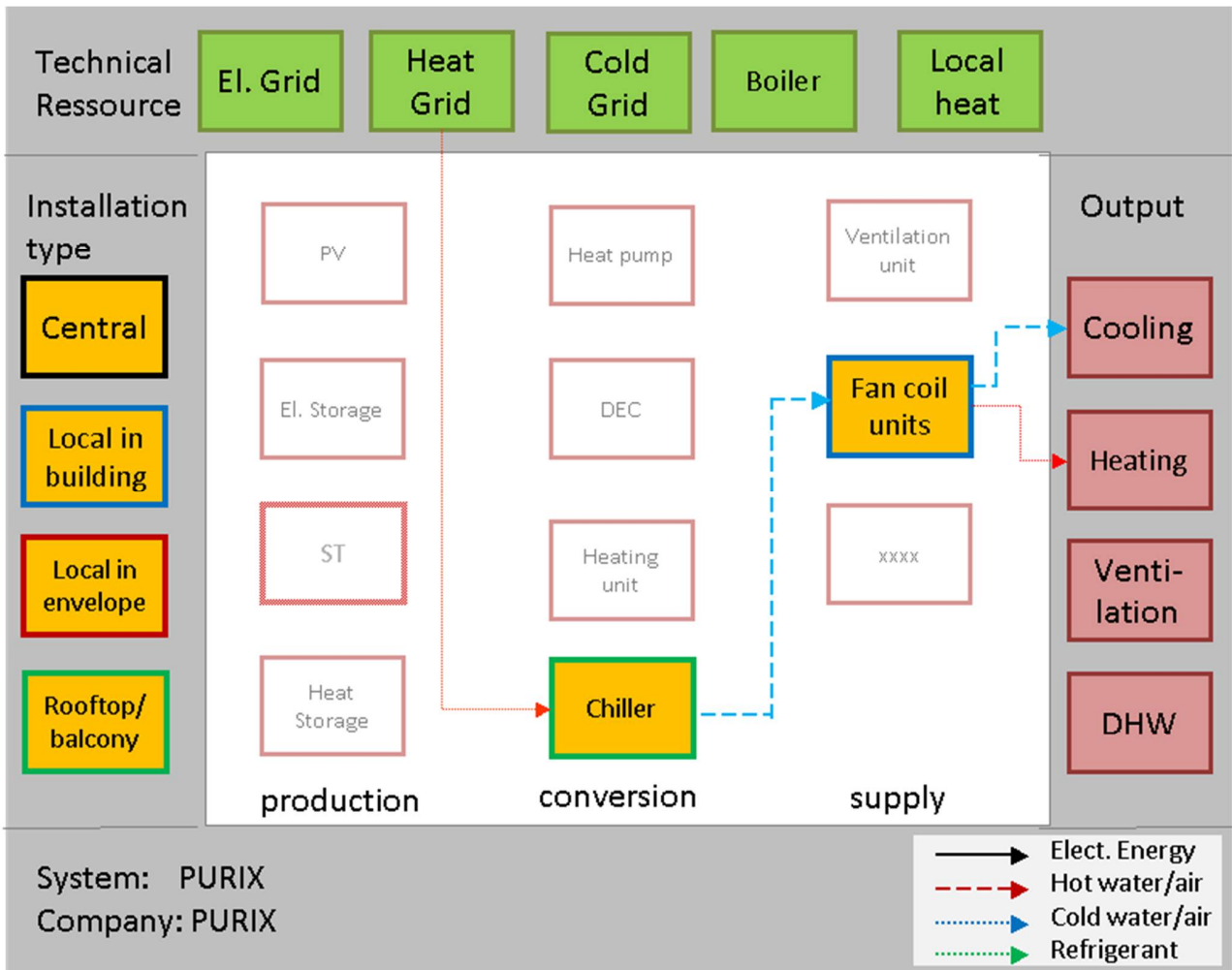


Figure 7: SquareView PURIX - PURIX (district cooling)

Purix (Danemark): Heat storage version

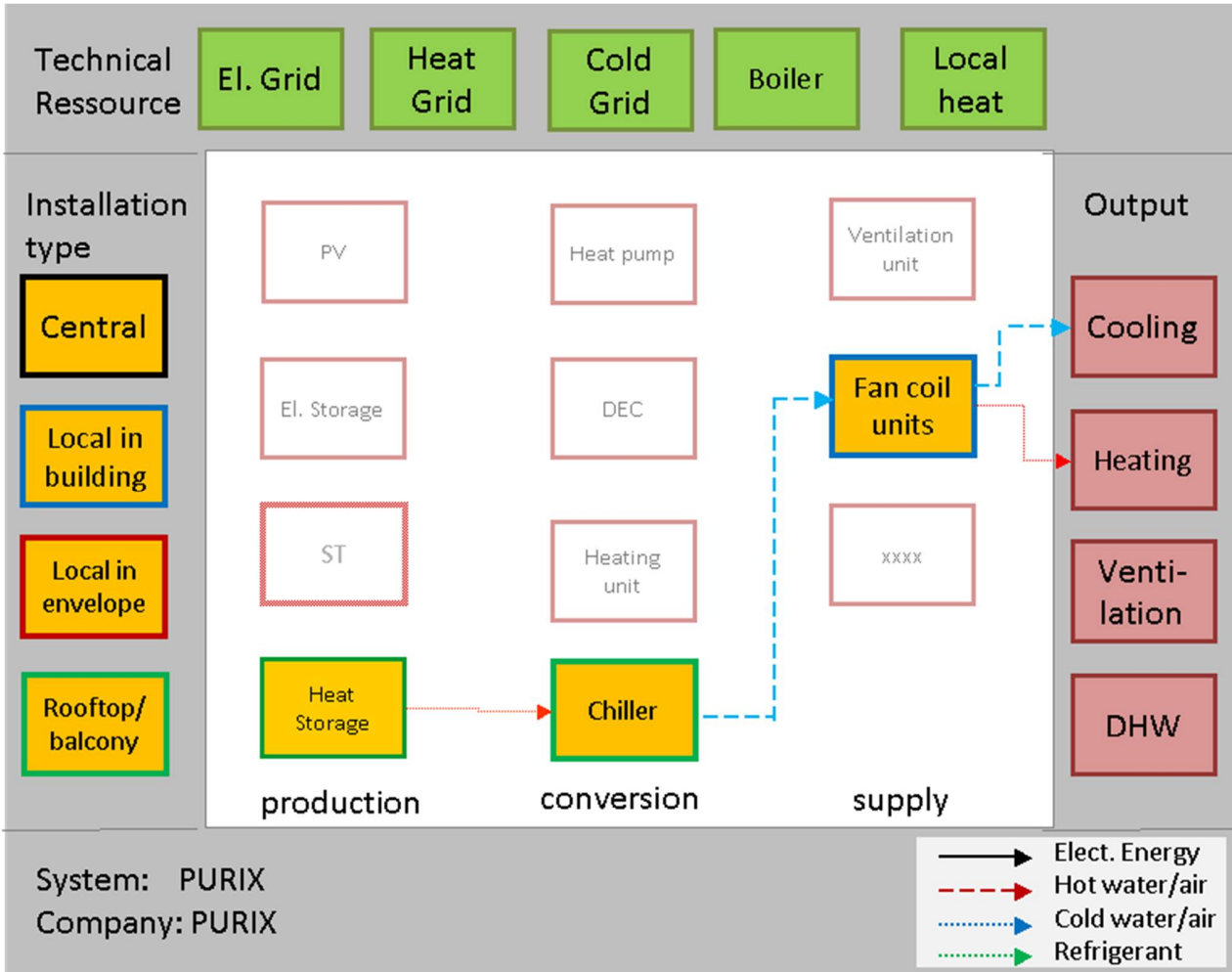


Figure 8: SquareView PURIX - PURIX (heat storage)

Purix (Danemark): Back up version

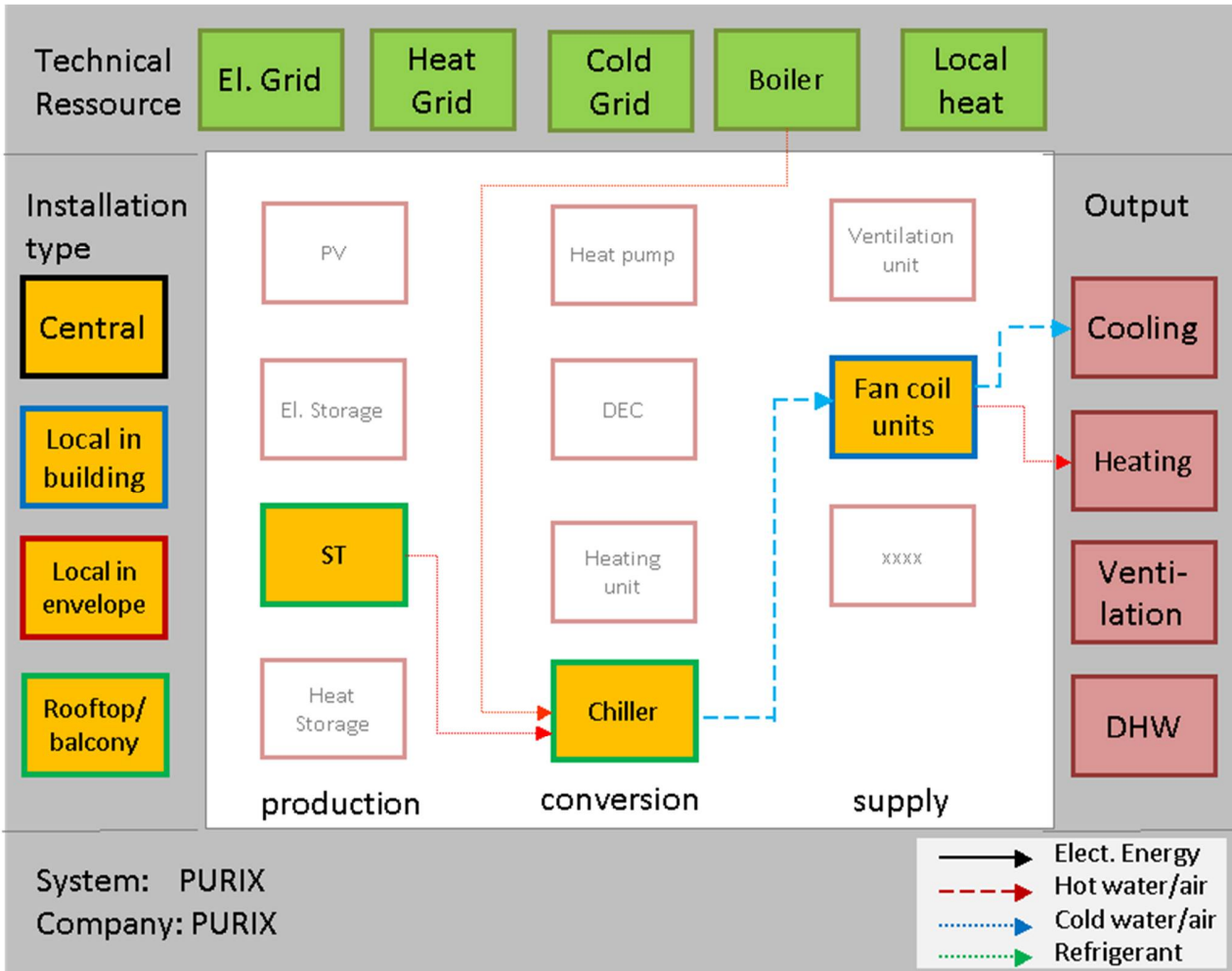


Figure 9: SquareView PURIX - PURIX (backup)

Purix (Danemark): No Back up version

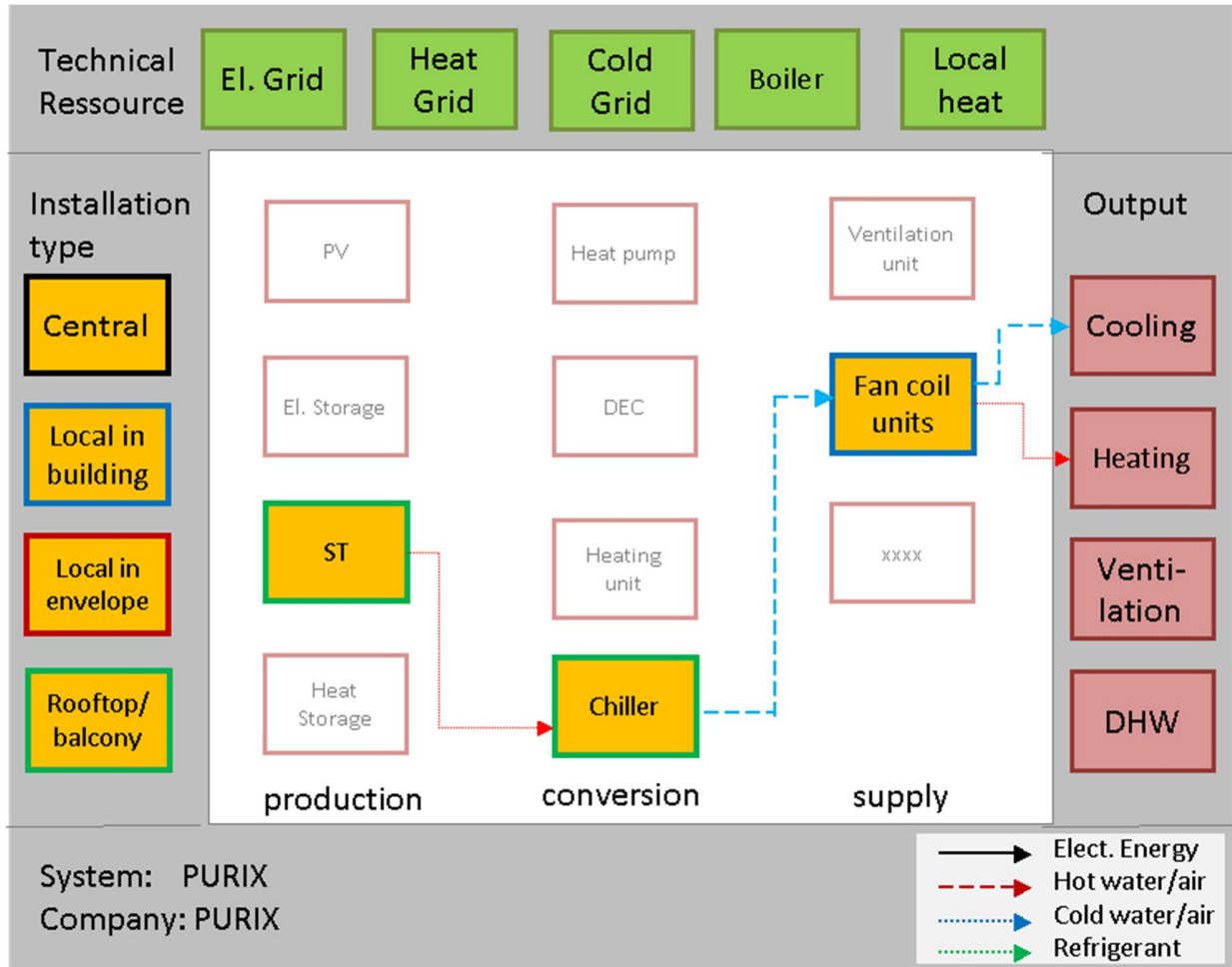


Figure 10: SquareView PURIX - PURIX (no backup)

Solabcool (The Netherlands):

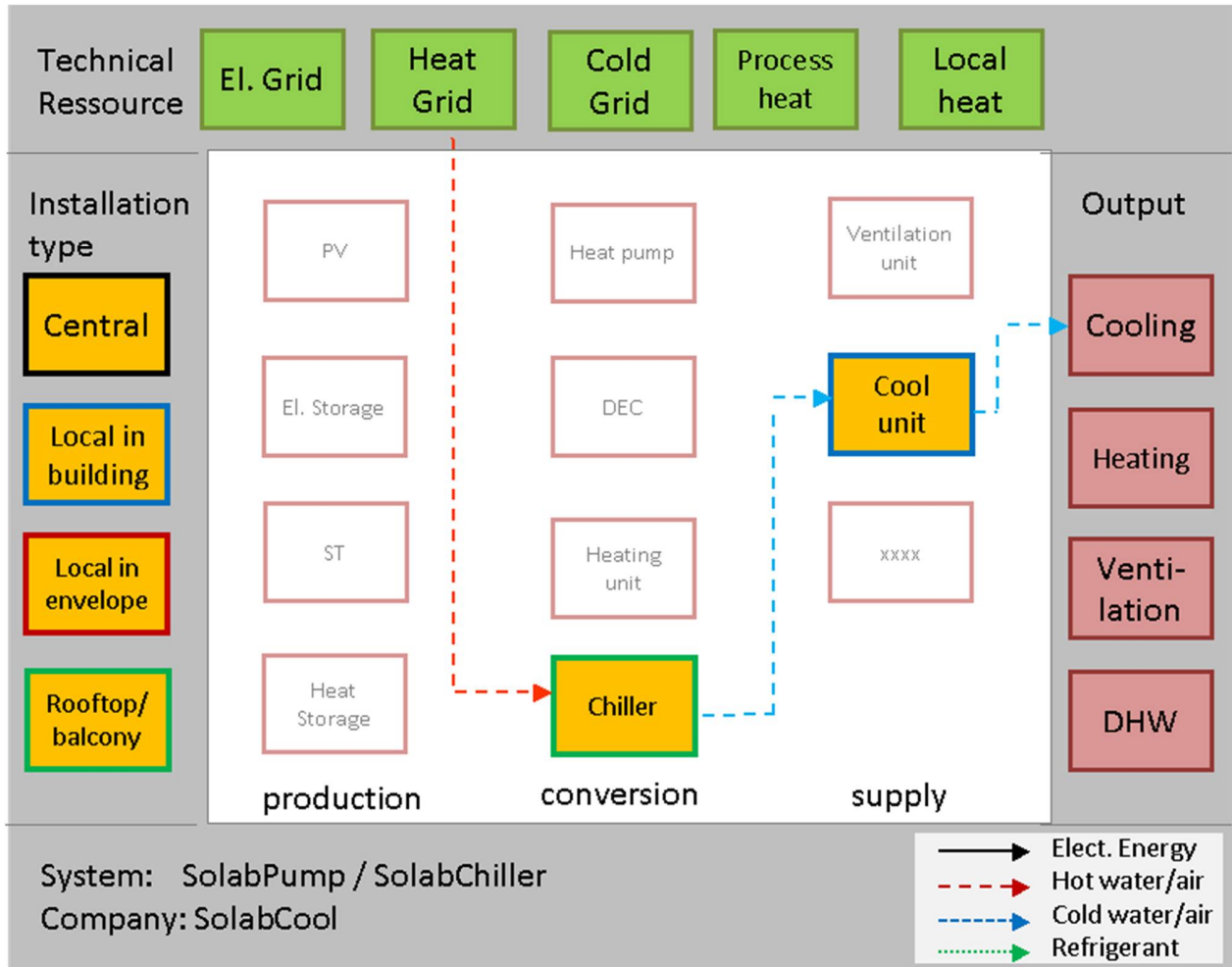
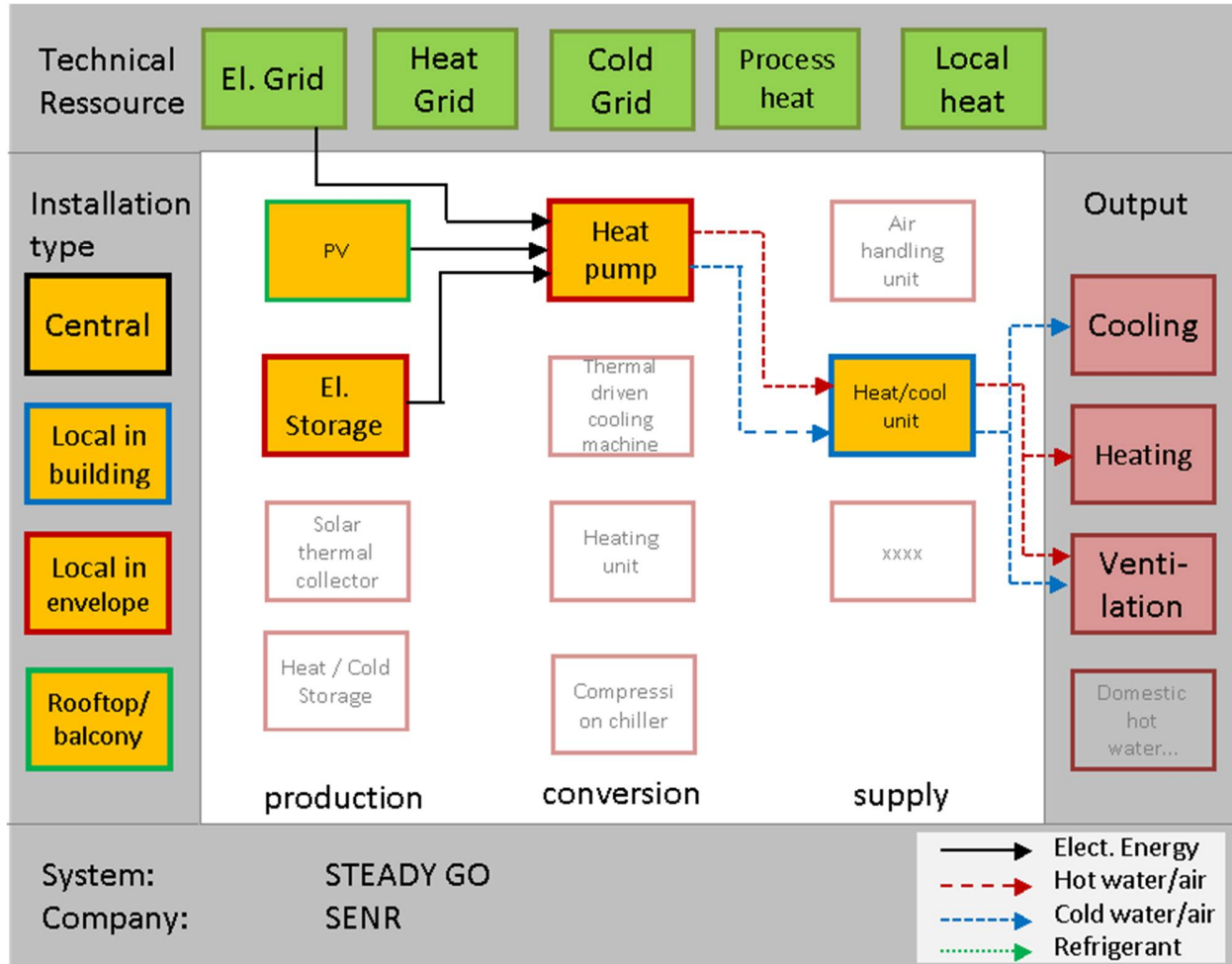


Figure 11: SquareView SolabCool – SolabChiller

SENR (France) :



3. Conclusions

The present report is dedicated at presenting the state of the art of the new system configurations for cooling and heating. It is realised according to existing market available and close-to-market solutions (R&D level just before and during demo stage).

This state of the art shows a large diversity in term of configurations and different stage of developments from prototypes to fully commercially available products.

It can be seen as well that the majority of the products are coming from Europe where the major business of solar cooling is not really present due to mild climates. Some systems are offered by Asian companies however.

Other reports from Task 53 will answer further questions raised by this first survey: real systems feedbacks and measurements (Subtask C), comparison with reference systems and intercomparison (Subtask B), life cycle analysis (Subtask A).

ANNEX

ATIsys:

Task 53 



Activity A2

<u>Company</u>	ATISys
<u>Address</u>	ZI de TOULON EST 901 Avenue Alphonse LAVALLEE
<u>Country</u>	83088 TOULON CEDEX 9, France
<u>Contact</u>	Philippe ESPARCIEUX Tel. 04.94.48.25.63 http://www.atisys-concept.com/
<u>Brand name</u>	PVCOOLING
<u>Cooling power range</u>	2 - 11 kW

System

PV COLLECTORS

Total area: 29,5 m² (aperture area)
 Tilt angle: 24 ° (0=horiz)
 Orientation: 0 ° (0=south ; 90 =west ; 270= east)
 Typical peak power: 4590 Wc

Type: Monocrystalline

Model: BLACK 230/07
 Manufacturer: SOLON ENERGY
 Country: Germany

SOLAR INVERTERS

Brand: Sunny Boy
 Model: 5000 TL - 21
 Typical nominal DC power: 5,25 kW
 Typical nominal AC power: 4,6 kW
 Number of phases: 1
 Inverter efficiency: 96,5 %

BATTERIES

Capacity range: 166 Ah (C120)

AUXILIARY POWER SOURCE: Grid 230 V

HEAT PUMP

Type: Piston
 Air to water
 Chilled fluid type: R290
 Distributed chilled medium temperature: 4 °C

Model: HG12P/60-4 S HC
 Manufacturer: GEA
 Country: Germany

Cooling capacity: 3,98 kW
 Electrical consumption in cooling mode: 1,11 kW
 EER: 3,56 - Conditions: Text = °C Tint = °C
 Heating capacity: 5,1 kW
 Electrical consumption in heating mode: 1,11 kW
 COP: 4,59 - Conditions: Text = °C Tint = °C

COLD STORAGE

Type: Sensible heat

ClimateWell:

Task 53 



Activity A2

<u>Company</u>	ClimateWell AB
<u>Address</u>	Instrumentvägen 20
<u>Country</u>	Sweden
<u>Contact</u>	Corey Blackman corey.blackman@climatewell.com
	46704995355
<u>Brand name</u>	SunCool
<u>Cooling power range</u>	500 W to 150 kW

Heat sources

COLLECTORS

Total area : 180 m² (aperture area)
Tilt angle : 40 ° (0=horiz)
Orientation : 15 ° (0=south ; 90 =west ; 270=east)

Type : Flat plate ; 2 glazing

Model : SunCool
Manufacturer : ClimateWell + Hewalex
Country : Sweden + Poland

Type of installation : Flat roof

Heat transfer medium : Water + glycol

Flow control : Variable

SOLAR HEAT STORAGE

Total volume : 1 m³
Number of storage tanks : 1 -
Storage medium : Water

AUXILIARY HEATING SYSTEM

Type : External direct

COMMENTS

District heating is used for both space heating and domestic hot water (DHW). The SunCool system is only connected to provide a portion of the DHW.

Cooling Equipment

CHILLER

Type : ClimateWell proprietary sorption modules

Model : SunCool Gen 1

Manufacturer : ClimateWell

Country : Sweden

Nominal chilling capacity : 40 kW

COP_thermal : 0,55 -

distributed chilled medium temperature : 10 °C

Nominal driving heat temperature : NA °C

Driven by : solar thermal heat (solar autonomous operation)

HEAT REJECTION

Thermal heat rejection capacity : 50 kW

Nominal electricity consumption (fan) : 0,45 kW

BACKUP CHILLER

Type : Screw

Model : 30HXC

Manufacturer : Carrier

Country : France

Chilling capacity : 390 kW

COP_el : 3,3 -

Chilled medium temperature : 7 °C

Heat rejection : Dry cooling

COLD STORAGE

Total volume : 12,6 m³

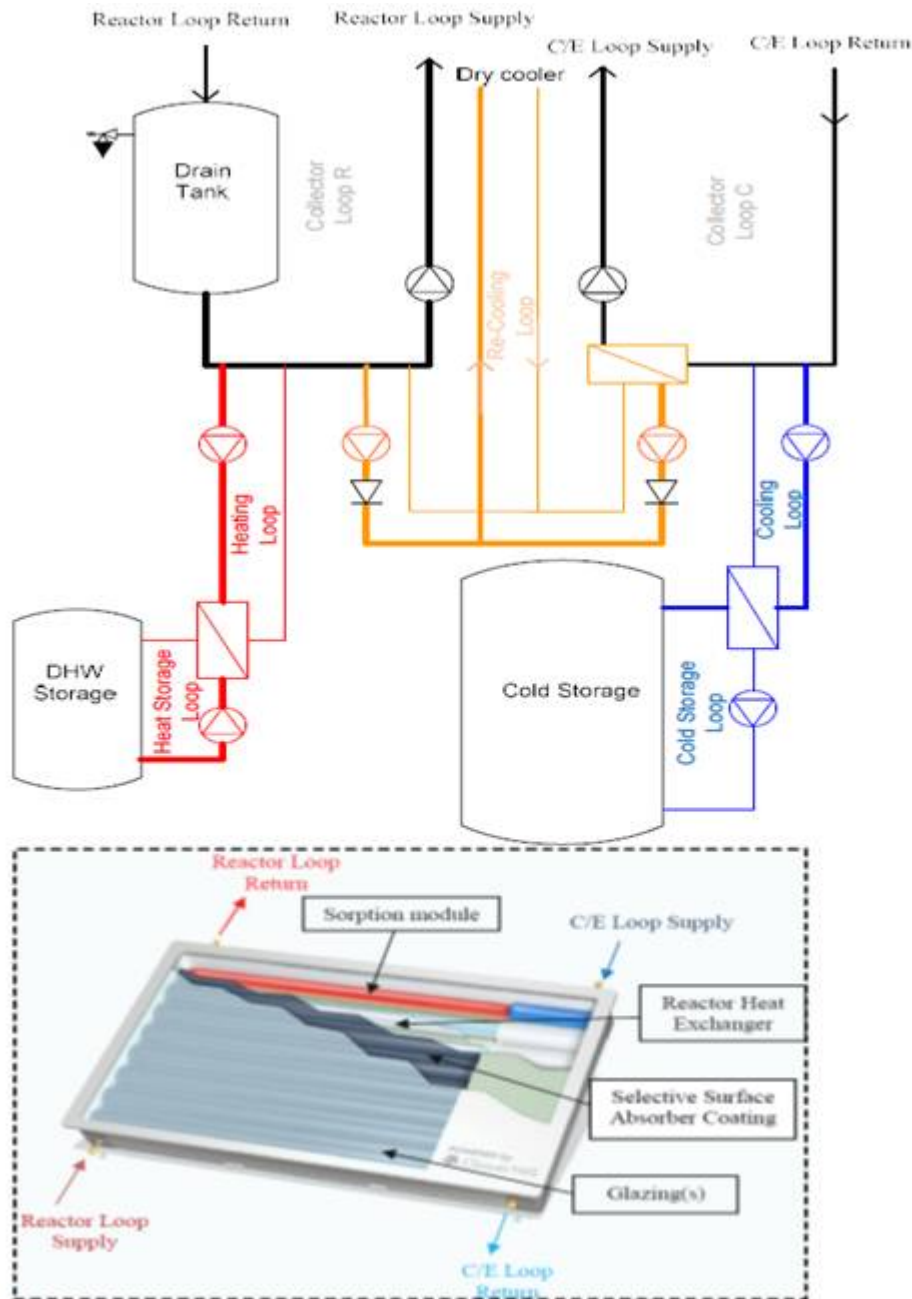
Number of storage tanks : 3 -

Storage medium : Water

Nominal exchange temperature : 7 °C

COMMENTS

Thermal coefficient of performance is an estimated value since it is difficult to determine since the cooling equipment is integrated directly into the collector. Dry cooler was a modified unit (new fans) already installed on site at the start of the project.



COMMENTS

The demonstration plant comprised 130 SunCool collectors with a total aperture area of 180 m² connected in parallel in banks of 8 to 13 collectors. These 130 collectors were connected to the cold store and hot store as shown above.

Results from system operation

MONITORING PERIOD

From : 11th July 2014

Until : 31st August 2015

Periods of sytem/monitoring interruption : August 2014

COLLECTORS

Radiation gain, collector surface : 454 kWh/m²

AUXILIARY HEATING

Auxiliary heat for space heating/DHW : 1520 kWh

CHILLER

Produced cold : 8446 kWh

Rejected heat : 19765 kWh

BACKUP CHILLER (electrically driven compression)

Produced cold : 214000 kWh

AUXILIARY ELECTRICITY DEMAND


Other : 1264 kWh

COMMENTS

Electricity includes controls, pumps and fans for the SunCool installation.

Cooling load for backup chiller includes total cooling load of the plant (i.e. industrial and space cooling). The system was dimensioned via simulations to cover about 10% of the cooling demand.

The solar radiation data is given only for sorption cooling delivery period (July 2014 and September 2014; April 2015 and May 2015). August 2014, June 2015, July 2015 and August 2015 were excluded due to operation issues with the collectors. Issues with the collectors also caused relatively low electrical COP during April 2015 and May 2015. Additionally, the system provided free cooling during the winter months which was not included here.

8	Qualitative assessment	SunCool																									
<p>Task 53 </p> <p>GENERAL USER REACTIONS <i>(ease of use, controlability, ...)</i></p> <div style="border: 1px solid black; background-color: #ffffcc; padding: 10px;"> <p>The user is an industrial plant (Löfbergs Lila coffee roastery) and well accustomed to special technology projects. The user has been satisfied with being a part of the development of a new technology.</p> </div> <p>GENERAL ASSESSMENT</p> <table border="1"> <thead> <tr> <th rowspan="2"></th> <th colspan="2"><i>satisfied or not</i></th> <th rowspan="2"><i>comments</i></th> </tr> <tr> <th>YES</th> <th>NO</th> </tr> </thead> <tbody> <tr> <td>User / owner satisfied ?</td> <td style="text-align: center;"><input checked="" type="checkbox"/></td> <td style="text-align: center;"><input type="checkbox"/></td> <td rowspan="2">Unique demonstration technology. One of a kind in the world. Good free cooling operation</td> </tr> <tr> <td>User / Owner involved in the project?</td> <td style="text-align: center;"><input checked="" type="checkbox"/></td> <td style="text-align: center;"><input type="checkbox"/></td> </tr> <tr> <td>Quality of comfort aspects</td> <td style="text-align: center;"><input checked="" type="checkbox"/></td> <td style="text-align: center;"><input type="checkbox"/></td> <td>The installation only serves a portion of the cooling demand. Comfort conditions are always met by the existing compression chillers</td> </tr> <tr> <td>Image and marketing aspects</td> <td style="text-align: center;"><input checked="" type="checkbox"/></td> <td style="text-align: center;"><input type="checkbox"/></td> <td>Highly unique installation. Great marketing for Löfbergs Lila</td> </tr> <tr> <td>Other aspects</td> <td></td> <td></td> <td></td> </tr> </tbody> </table>				<i>satisfied or not</i>		<i>comments</i>	YES	NO	User / owner satisfied ?	<input checked="" type="checkbox"/>	<input type="checkbox"/>	Unique demonstration technology. One of a kind in the world. Good free cooling operation	User / Owner involved in the project?	<input checked="" type="checkbox"/>	<input type="checkbox"/>	Quality of comfort aspects	<input checked="" type="checkbox"/>	<input type="checkbox"/>	The installation only serves a portion of the cooling demand. Comfort conditions are always met by the existing compression chillers	Image and marketing aspects	<input checked="" type="checkbox"/>	<input type="checkbox"/>	Highly unique installation. Great marketing for Löfbergs Lila	Other aspects			
	<i>satisfied or not</i>			<i>comments</i>																							
	YES	NO																									
User / owner satisfied ?	<input checked="" type="checkbox"/>	<input type="checkbox"/>	Unique demonstration technology. One of a kind in the world. Good free cooling operation																								
User / Owner involved in the project?	<input checked="" type="checkbox"/>	<input type="checkbox"/>																									
Quality of comfort aspects	<input checked="" type="checkbox"/>	<input type="checkbox"/>	The installation only serves a portion of the cooling demand. Comfort conditions are always met by the existing compression chillers																								
Image and marketing aspects	<input checked="" type="checkbox"/>	<input type="checkbox"/>	Highly unique installation. Great marketing for Löfbergs Lila																								
Other aspects																											

PERFORMANCE ASSESSMENT

	YES	NO	comments
Sufficient Energetic performance?	<input checked="" type="checkbox"/>	<input type="checkbox"/>	The system was designed to provide about 10% of the cooling load during the summer. During the relatively short evaluation the system performed well.
Overall reliable operation?	<input type="checkbox"/>	<input checked="" type="checkbox"/>	System was tweaked due to various issues with the loss of pressure in the pressurised loop. Later there were issues with the SunCool collectors which are currently being resolved.
Existing nuisance?	<input type="checkbox"/>	<input checked="" type="checkbox"/>	Collector operation issues, leakage.
Potential for optimisation? (e.g., system control)	<input checked="" type="checkbox"/>	<input type="checkbox"/>	Collector re-design in progress, and being carried out in stages. Control system has been optimised.

ENVIRONMENTAL BENEFITS e.g CO2 and energy savings?

MAJOR LESSONS LEARNT e.g more efficient design? Material? How to avoid nuisance? Etc...

- *System performs with similar efficiency in medium and small applications (when collectors are performing well)
- *Low electrical power consumption can be achieved with off-the-shelf system components
- *Plastic piping can be used in the condenser/evaporator loop of the system
- *Standard control settings can be employed for both medium and small systems

COLDINNOV:

Task 53 



Activity A2

<u>Company</u>	COLDINNOV
<u>Address</u>	HEAD OFFICE 1 IMPASSE DE LISIEUX
<u>Country</u>	31300 TOULOUSE - France
<u>Contact</u>	LIONEL BATAILLE Tel. +33 (0)5 31 54 16 64
<u>Brand name</u>	FREECOLD
<u>Cooling power range</u>	2.6 Kw

System

PV COLLECTORS

Total area : 9,6 m² (aperture area)
Tilt angle : 45 ° (0=horiz)
Orientation : 0 ° (0=south ; 90 =west ; 270=east)
Typical peak power : 1500 Wc

Type : Polycrystalline

Model : A250-P
Manufacturer : Atersa
Country : Spain

SOLAR INVERTERS None

BATTERIES None

HEAT PUMP

Type : Piston
Air to air

Model : S5H09
Manufacturer : SANDEN
Country : JAPAN

Cooling capacity : 2,5 kW
Electrical consumption in cooling mode : 0,8 kW
EER : 3,1 -

Conditions : Tout = 35 °C Tin = 20 °C

HEAT REJECTION STRATEGY None

BACKUP CHILLER None

COLD STORAGE None

DISTRIBUTION SYSTEM

Distribution fluid : air

Nominal supply temp. : 16 °C

COOLING STRATEGY full air conditioning (strict conditions)

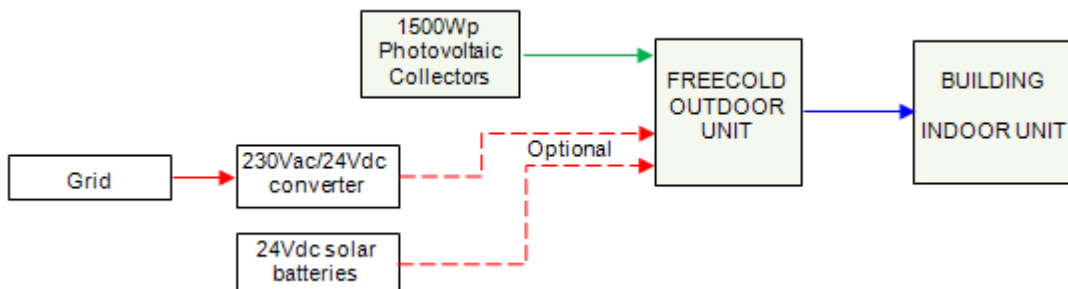
COMMENTS

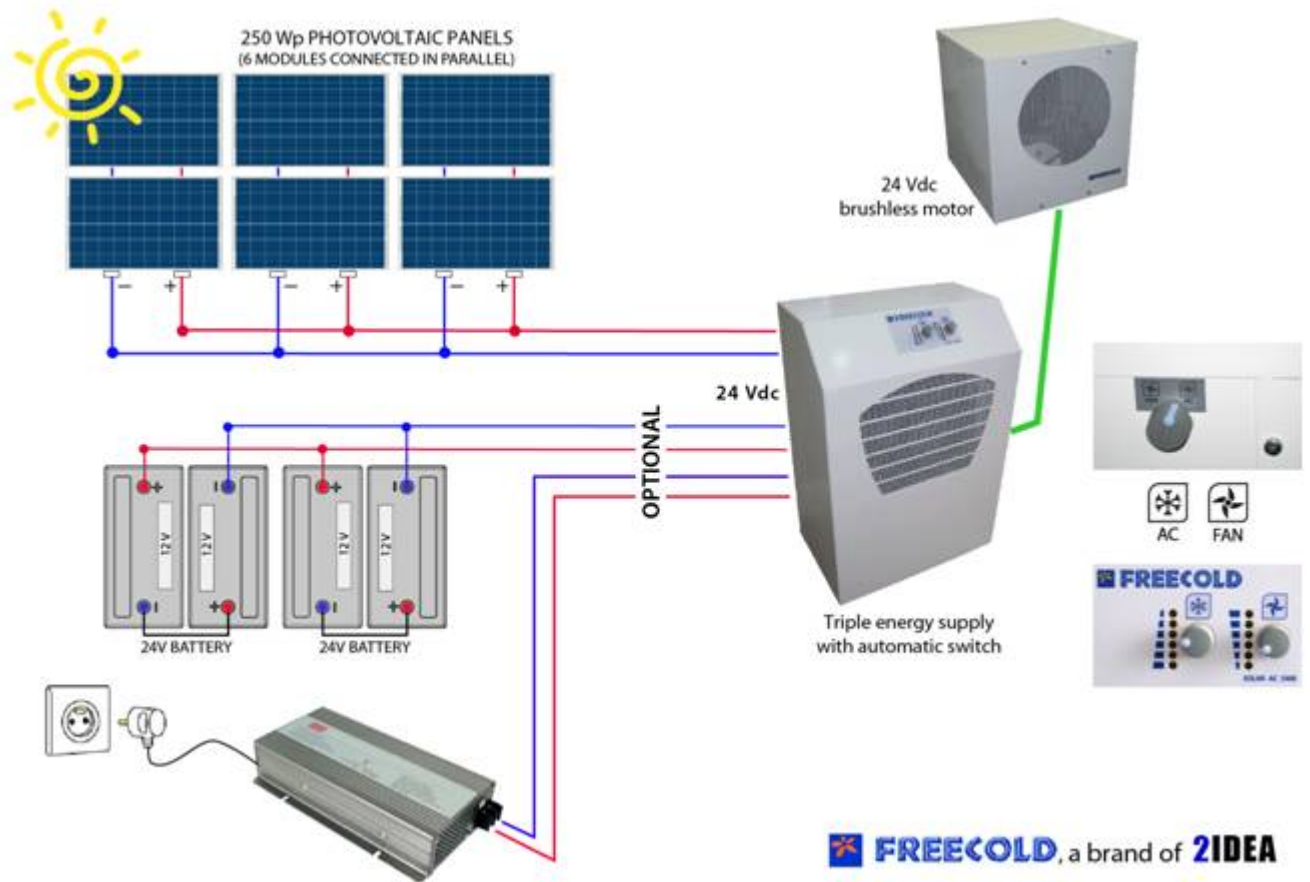
24V ELECTRICAL CONNECTION with triple energy supply and automatic switch

24 Vdc from PV panels

24Vdc from 230Vac/24Vdc converter

24Vdc from solar batteries





Investment - Material

TOTAL INVESTMENT COST

Total :	2100 €
Lifetime :	20 y
Annual cost :	105 €/y
Specific costs :	1400 €/kWp
	808 €/kWcooling

SOLAR PV COLLECTORS

Total :	1500 €
Lifetime :	25 y
Annual cost :	60 €/y
Specific costs :	1000 €/kWp
Not including :	installation 500 €
	structure 150 €
	other (wiring...) 50 €

Investment - Planning & Design

FEASIBILITY STUDY

Total :	100 €
Specific costs :	67 €/kWp
	0 €/kW

PLANNING

Total :	100 €
Specific costs :	67 €/kWp
	0 €/kW

COMMISSIONING

Total :	100 €
Specific costs :	67 €/kWp
	0 €/kW

COMMENTS ON FEASIBILITY STUDY, PLANNING AND COMMISSIONING

VERY EASY TO INSTALL. IT CAN BE DONE BY AN USUAL AIRCONDITIONING INSTALLER: units are delivered ready to connect

ANNUAL MAINTENANCE

Total :	100 €
Specific costs :	67 €/y.kWp
	0 €/y.kW

Results from system operation

MONITORING PERIOD

From : 1st March 2012

Until : 28th February 2013

Periods of sytem/monitoring interruption : None

PV PANELS

Useful energy from collector : 5632 kWh

Specific PV yield : 1173,3 kWh/kWp

HEAT PUMP

Drinving electric input : 19430 kWh

Produced cold : 2297 kWh

COP_elec : 0,12 -

CHILLER

Produced cold : 8446 kWh

Rejected heat : 19765 kWh


AUXILIARY ELECTRICITY DEMAND

Pumps, collector circuits : 5185 kWh

COMMENTS

OUR SOLUTIONS ARE MAINLY INSTALLED IN WESTERN AFRICA. WE HAVE NOT ANY OPERATING RESULTS FROM USERS

8	Qualitative assessment	COLDINNOV
----------	-------------------------------	------------------

Task 53 



GENERAL USER REACTIONS *(ease of use, controlability, ...)*

IT WORKS LIKE A USUAL SPLIT AIRCONDITIONING UNIT

GENERAL ASSESSMENT

	<i>satisfied or not</i>		<i>comments</i>
	YES	NO	
User / owner satisfied ?	<input checked="" type="checkbox"/>	<input type="checkbox"/>	
User / Owner involved in the project?	<input checked="" type="checkbox"/>	<input type="checkbox"/>	
Quality of comfort aspects	<input checked="" type="checkbox"/>	<input type="checkbox"/>	
Image and marketing aspects	<input checked="" type="checkbox"/>	<input type="checkbox"/>	
Other aspects			

PERFORMANCE ASSESSMENT

	YES	NO	comments
Sufficient Energetic performance?	<input checked="" type="checkbox"/>	<input type="checkbox"/>	
Overall reliable operation?	<input checked="" type="checkbox"/>	<input type="checkbox"/>	
Existing nuisance ?	<input type="checkbox"/>	<input checked="" type="checkbox"/>	
Potential for optimisation? (e.g., system control)	<input checked="" type="checkbox"/>	<input type="checkbox"/>	

ENVIRONMENTAL BENEFITS e.g CO2 and energy savings?

YES

MAJOR LESSONS LEARNT e.g more efficient design? Material? How to avoid nuisance? Etc...

SOLARINVENT:

Task 53 



Activity A2

<u>Company</u>	Solarinvent srl
<u>Address</u>	Via dell'Autonomia 88 Sant'Agata Li Battiati (CT) 95030
<u>Country</u>	Italy
<u>Contact</u>	Pietro Finocchiaro info@solarinvent.com
<u>Brand name</u>	Freescoo
<u>Cooling power range</u>	2 - 10 kW

Heat sources

COLLECTORS

Total area : 2,4 m² (aperture area)
Tilt angle : 25 ° (0=horiz)
Orientation : 0 ° (0=south ; 90 =west ; 270=east)

Type : Flat plate

Model : SunCool
Manufacturer : ClimateWell + Hewalex
Country : Sweden + Poland

Type of installation : Fully integrated

Heat transfer medium : Air

Flow control : Variable

SOLAR HEAT STORAGE None

AUXILIARY HEATING SYSTEM None

COMMENTS

Water based solar collector can also be used with small changes in the configuration of the machine

Cooling Equipment

CHILLER None

HEAT REJECTION None

DESSICANT EVAPORATIVE COOLING SYSTEM (DEC)

Sorption process : Solid
Sorption material : Silicagel

Manufacturer : Solarinvent
Country : Italy

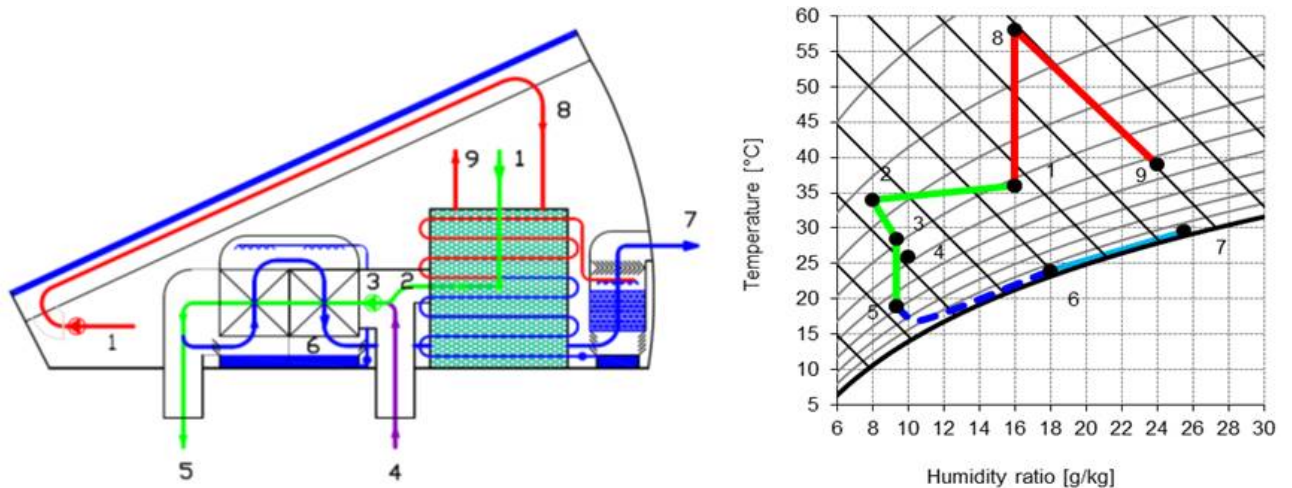
Nominal air volume flow rate : 500 m³/h
Minimal air volume flow rate : 50 m³/h

BACKUP CHILLER None

COLD STORAGE None

COMMENTS

The data refer to the stand alone solar autonomus Solar DEC machine



COMMENTS

The control strategy of the system is the following. If there is no need for cooling in the building, solar energy is used to regenerate the adsorption material of the desiccant beds. In particular, one bed is regenerated until the temperature difference between the air at the outlet of the solar collector and the air coming out from the bed is higher than a fixed threshold. If the difference is lower and the solar fan is at the minimum speed, the control system commutes to the other bed for its regeneration. If the system has to provide cooling, the main fan is used to provide fresh and dehumidified air to the building. Building temperature and humidity can be controlled independently. Temperature can be adjusted controlling the speed of the main fan and by the status of the recirculation pump of the wet heat exchangers. Humidity can be adjusted by controlling the status of the cooling tower pump and partially controlling the speed of the main fan. A variation in the temperature of adsorption material will result in a different dehumidification capacity and consequently, this property can be used to adjust the humidity in the conditioned space. When cooling is required, the operation of the two adsorption beds is based on the humidity of the return air. If the humidity set-point is exceeded, then the control system activates the commutation procedure from one bed to the other. Before the end of this phase a pre-cooling of the bed which was operated in regeneration mode is carried out, preparing it for the next operation in adsorption mode.

Results from system operation

MONITORING PERIOD

From : 1st July 2015

Until : 18th August 2015

Periods of sytem/monitoring interruption : from 17.07 to 23.07, 31.07, 13.08

COLLECTORS

Radiation gain, collector surface : 319 kWh/m²

Useful energy from collector for cooling operation (driving heat): 483 kWh

DESSICANT EVAPORATIVE COOLING SYSTEM (DEC)

Regeneration heat input : 483 kWh

Produced cold : 533 kWh

Produced cold during desiccant wheel operation only : 533 kWh

COP_dessicant : 1,1 -

Solar coverage of regeneration heat : 1 -

AUXILIARY ELECTRICITY DEMAND

Fans air handling unit : 29,1 kWh

Fans heat rejection, heat driven chiller : 10,4 kWh

Other : 2,1 kWh

COMMENTS

Data refer only to the cooling operation during the monitored summer period. The electricity consumption doesn't take into account the PV production of the PVT collector. The real electricity taken from the grid is 10,5 kWh for the considered time period.

Investment - Material

TOTAL INVESTMENT COST

Total :	7500 €
Lifetime :	15 y
Annual cost :	500 €/y
Specific costs :	3125 €/m ²
	15 €/(m ³ /h)

SOLAR COLLECTORS

Total :	1500 €
Lifetime :	15 y
Annual cost :	100 €/y
Specific costs :	625 €/m ²

Including : installation, structure, PV panels, solar batteries, solar controller, piping, pumps, ...

COLD PRODUCTION

Total cost :	3500 €
Lifetime :	15 y
Annual cost :	233 €/y
Specific costs :	1458 €/m ²
	7 €/(m ³ /h)

Including : installation, heat rejection, DEC, other

ELECTRIC, CONTROL AND MONITORING

Total :	2500 €
Lifetime :	15 y
Annual cost :	167 €/y
Specific costs :	1042 €/m ²
	5 €/(m ³ /h)

Including : installation, monitoring, control, electric panels


Investment - Planning & Design

COMMISSIONING

Total :	800 €
Specific costs :	333 €/m ²
	1,6 €/(m ³ /h)

ANNUAL MAINTENANCE

Total :	50 €
Specific costs :	21 €/y.m ²
	0,1 €/y.(m ³ /h)

8	Qualitative assessment	freescoo																										
<p style="font-size: 1.2em; color: blue;">Task 53 </p> <p>GENERAL USER REACTIONS <i>(ease of use, controlability, ...)</i></p> <div style="background-color: yellow; height: 100px; width: 100%;"></div> <p>GENERAL ASSESSMENT</p> <table border="1" style="width: 100%; border-collapse: collapse;"> <thead> <tr> <th rowspan="2"></th> <th colspan="2" style="text-align: center;"><i>satisfied or not</i></th> <th rowspan="2" style="text-align: center;"><i>comments</i></th> </tr> <tr> <th style="text-align: center;">YES</th> <th style="text-align: center;">NO</th> </tr> </thead> <tbody> <tr> <td>User / owner satisfied ?</td> <td style="text-align: center;"><input checked="" type="checkbox"/></td> <td style="text-align: center;"><input type="checkbox"/></td> <td>The unit whose data are presented was tested at research insitutions</td> </tr> <tr> <td>User / Owner involved in the project?</td> <td style="text-align: center;"><input checked="" type="checkbox"/></td> <td style="text-align: center;"><input type="checkbox"/></td> <td></td> </tr> <tr> <td>Quality of comfort aspects</td> <td style="text-align: center;"><input type="checkbox"/></td> <td style="text-align: center;"><input checked="" type="checkbox"/></td> <td>The unit was too small for the specific room to ensure an adeguate comfort in terms of temperature control. An additional conventional split unit has to be operated. In general ventilation rate and humidity control was ok.</td> </tr> <tr> <td>Image and marketing aspects</td> <td style="text-align: center;"><input checked="" type="checkbox"/></td> <td style="text-align: center;"><input type="checkbox"/></td> <td>In general, feedbacks and comments received are very positive, especially because of the compactness of the solution proposed. The interest from industry stakeholders is relevant.</td> </tr> <tr> <td>Other aspects</td> <td></td> <td></td> <td></td> </tr> </tbody> </table>				<i>satisfied or not</i>		<i>comments</i>	YES	NO	User / owner satisfied ?	<input checked="" type="checkbox"/>	<input type="checkbox"/>	The unit whose data are presented was tested at research insitutions	User / Owner involved in the project?	<input checked="" type="checkbox"/>	<input type="checkbox"/>		Quality of comfort aspects	<input type="checkbox"/>	<input checked="" type="checkbox"/>	The unit was too small for the specific room to ensure an adeguate comfort in terms of temperature control. An additional conventional split unit has to be operated. In general ventilation rate and humidity control was ok.	Image and marketing aspects	<input checked="" type="checkbox"/>	<input type="checkbox"/>	In general, feedbacks and comments received are very positive, especially because of the compactness of the solution proposed. The interest from industry stakeholders is relevant.	Other aspects			
	<i>satisfied or not</i>			<i>comments</i>																								
	YES	NO																										
User / owner satisfied ?	<input checked="" type="checkbox"/>	<input type="checkbox"/>	The unit whose data are presented was tested at research insitutions																									
User / Owner involved in the project?	<input checked="" type="checkbox"/>	<input type="checkbox"/>																										
Quality of comfort aspects	<input type="checkbox"/>	<input checked="" type="checkbox"/>	The unit was too small for the specific room to ensure an adeguate comfort in terms of temperature control. An additional conventional split unit has to be operated. In general ventilation rate and humidity control was ok.																									
Image and marketing aspects	<input checked="" type="checkbox"/>	<input type="checkbox"/>	In general, feedbacks and comments received are very positive, especially because of the compactness of the solution proposed. The interest from industry stakeholders is relevant.																									
Other aspects																												

PERFORMANCE ASSESSMENT

	YES	NO	comments
Sufficient Energetic performance?	<input checked="" type="checkbox"/>	<input checked="" type="checkbox"/>	The global EER for the whole summer monitoring period was 12,8
Overall reliable operation?	<input checked="" type="checkbox"/>	<input type="checkbox"/>	
Existing nuisance ?	<input type="checkbox"/>	<input checked="" type="checkbox"/>	
Potential for optimisation? (e.g., system control)	<input checked="" type="checkbox"/>	<input type="checkbox"/>	There is space for optimizing the energy performances in terms of max cooling capacity and control of the desorption process

ENVIRONMENTAL BENEFITS e.g CO2 and energy savings?

Energy savings are 77% in comparison to a conventional cooling system having EER=3. If the PV production of the PVT collector is considered in the calculation the energy savings rise up to 94%.

MAJOR LESSONS LEARNT e.g more efficient design? Material? How to avoid nuisance? Etc...

SJTU:

Task 53 



Activity A2

<u>Company</u>	SJTU
<u>Address</u>	Sino-Italian Green Energy Laboratory Shanghai Jiao Tong University 800 Dongchuan Road
<u>Country</u>	Shanghai 200240, China
<u>Contact</u>	Yanjun Dai E-mail: yjdai@sjtu.edu.cn
<u>Brand name</u>	Gree
<u>Cooling power range</u>	33.5 kW

System

PV COLLECTORS

Total area : 71,2 m² (aperture area)
Tilt angle : 20 ° (0=horiz)
Orientation : 0 ° (0=south ; 90 =west ; 270=east)
Typical peak power : 12190 Wc

Type : Polycrystalline

Model : JKM265P-60 & JKM260PP-60
Manufacturer : Jinko Solar
Country : China

SOLAR INVERTERS

Location : Outdoor
Brand : Gree
Typical nominal DC power : 12,5 kW
Number of phases : 3 -
Inverter efficiency : 97,6 %

BATTERIES None

AUXILIARY POWER SOURCE Grid (380 V)

HEAT PUMP

Type : Scroll
Brine to water

Model : GMV-Y335WM/A
Manufacturer : GREE
Country : China

Chilled fluid type : R410a

Cooling capacity : 33,5 kW
Electrical consumption in cooling mode : 8,41 kW
EER : 3,98 -

Conditions Text = 35 °C Tint = 27 °C

Heating capacity : 37,5 kW
Electrical consumption in heating mode : 9 kW

Conditions Text = 7 °C Tint = 20 °C

COP : 4,17 -

HEAT REJECTION STRATEGY Air (open)

BACKUP CHILLER None

COLD STORAGE None

BUILDING VENTILATION Natural

DISTRIBUTION SYSTEM

Type : VRF system

Distribution fluid : R410a

COOLING STRATEGY

Type : top cooling (no strict conditions with backup)

Design outdoor temp. : 31,3 °C

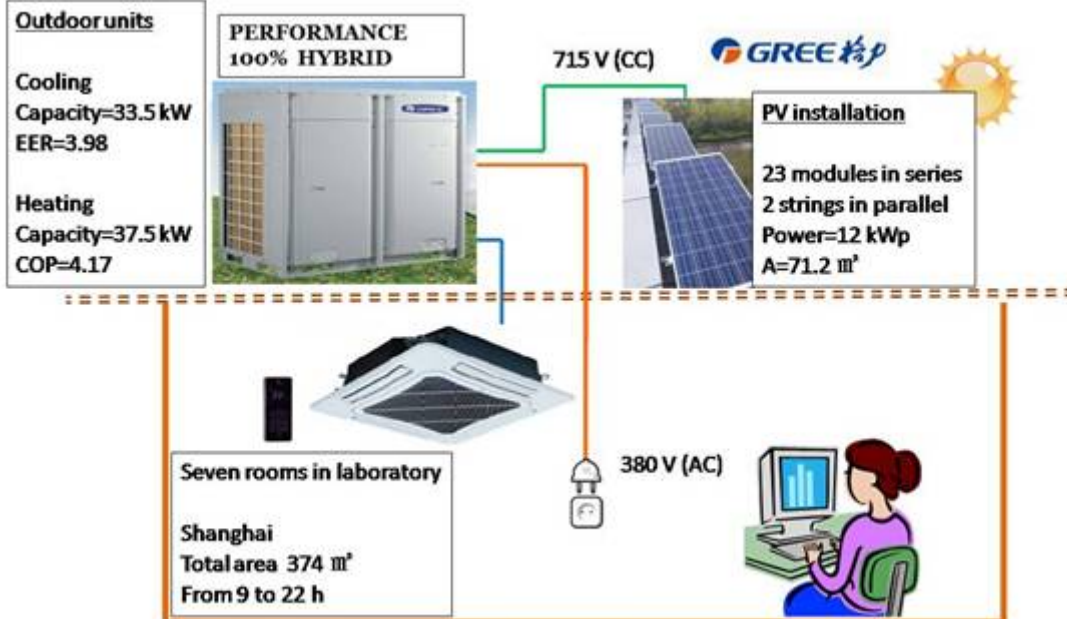
Design outdoor humid. : 60 %

HEATING STRATEGY

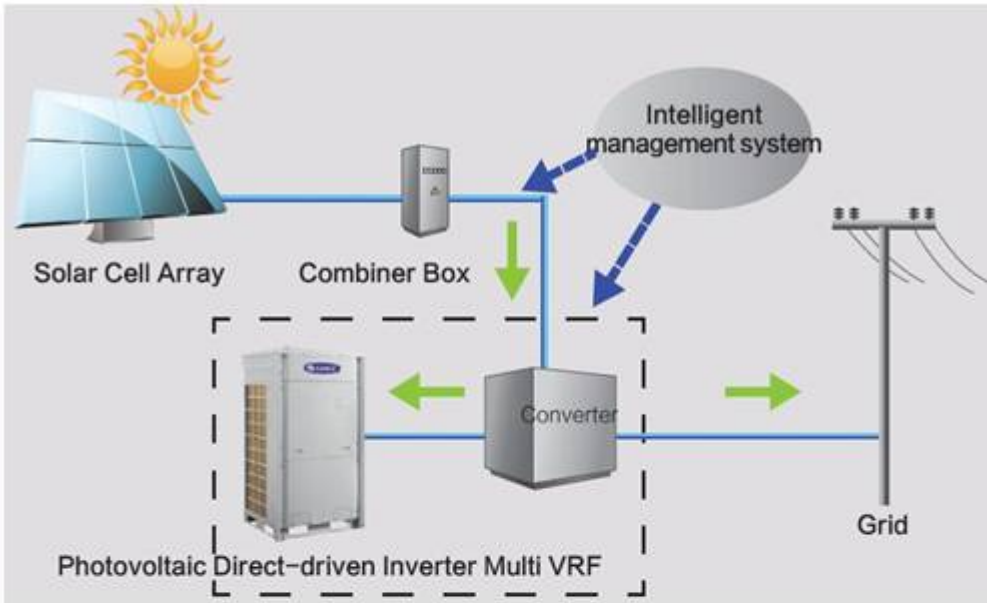
Type : top cooling (no strict conditions with backup)

Design outdoor temp. : -1,2 °C

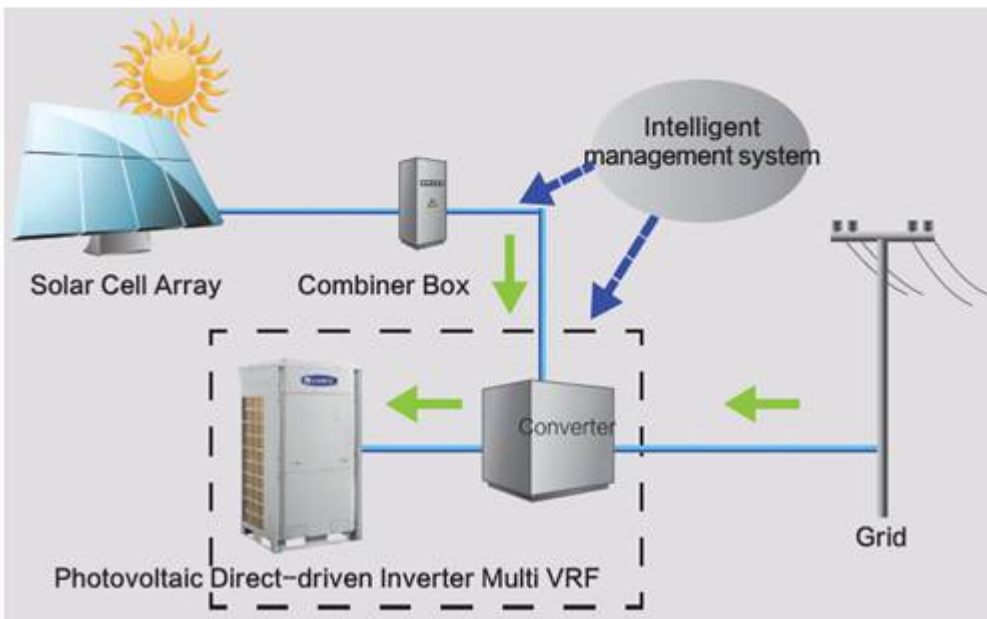
Design outdoor humid. : 74 %



Working mode 1: photovoltaic air conditioning system & power generation mode



Working mode 2: photovoltaic air conditioning system and power consumption mode



Investment - Material

TOTAL INVESTMENT COST

Total :	24600 €
Lifetime :	20 y
Annual cost :	1230 €/y
Specific costs :	2050 €/kWp
	734 €/kWcooling

SOLAR PV COLLECTORS

Total :	12400 €
Lifetime :	25 y
Annual cost :	496 €/y
Specific costs :	1033 €/kWp
Including :	installation (2000)
	structure (2000)
	other (wiring) (1400)

COLD PRODUCTION

Total :	11800 €
Lifetime :	20 y
Annual cost :	590 €/y
Specific costs :	983 €/kWp
	352 €/kWcooling

ELECTRIC, CONTROL AND MONITORING

Total :	400 €
Lifetime :	15 y
Annual cost :	27 €/y
Specific costs :	33 €/kWp
	12 €/kWcooling
Including :	electric panels (400)

COMMENTS

The PVAC system uses the "e controller" to demonstrate the power generation and consumption, to control all the indoor units, as well as to do some data processing.

Investment - Planning & Design

COMMISSIONING

Total : 200 €
Specific costs : 17 €/kWp

ANNUAL MAINTENANCE

Total : 300 €
Specific costs : 25 €/y.kWp

COMMENTS

When PV generated power is more than AC system consumption demand, PV power will give priority to the AC system, and then the residual power will be sent to the grid. When PV generated power is less than the AC system consumption demand, AC system will draw power from the grid in addition to the PV power generation system. The annual PV generated power almost cover the annual AC system consumption demand.

Results from system operation

MONITORING PERIOD

From : 23rd April 2015

Until : 31st December 2015

Periods of sytem/monitoring interruption : 5

PV PANELS

Radiation gain, global horizontal : 720 kWh/m²

Radiation gain, collector surface : 874 kWh/m²

Gross energy production of collector : 9213 kWh

Useful energy from collector : 8752 kWh

Specific PV yield : 718 kWh/kWp

COMMENTS

1. During the monitoring period, the PVAC system has 5 periods of interruption manily because of the system upgrading or modifying. 2. When the PV generated DC power is no more than the AC system consumption demand, the AC system consumes the DC power directly instead of converting the DC power into AC power, resulting in almost no loss during the direct consumption. When the PV generated DC power is more than the AC system consumption demand, the residual PV generated power is sent to the grid and there is some loss from converting the DC power into the AC power.

8	Qualitative assessment	SJTU
---	------------------------	------

Task 53 



GENERAL USER REACTIONS (ease of use, controlability, ...)

IT WORKS LIKE A USUAL SPLIT AIRCONDITIONING UNIT

GENERAL ASSESSMENT

	satisfied or not		comments
	YES	NO	
User / owner satisfied ?	<input checked="" type="checkbox"/>	<input type="checkbox"/>	VERY SATISFIED
User / Owner involved in the project?	<input checked="" type="checkbox"/>	<input type="checkbox"/>	CONSTANT CONTROL
Quality of comfort aspects	<input checked="" type="checkbox"/>	<input type="checkbox"/>	very comfortable
Image and marketing aspects	<input checked="" type="checkbox"/>	<input type="checkbox"/>	
Other aspects			

PERFORMANCE ASSESMENT

	YES	NO	comments
Sufficient Energetic performance?	<input checked="" type="checkbox"/>	<input type="checkbox"/>	GOOD PERFORMANCE
Overall reliable operation?	<input checked="" type="checkbox"/>	<input type="checkbox"/>	100% RELIABLE
Existing nuisance ?	<input type="checkbox"/>	<input checked="" type="checkbox"/>	
Potential for optimisation? (e.g., system control)	<input checked="" type="checkbox"/>	<input type="checkbox"/>	YES, THE CONTROL CAN BE OPTIMIZEED WITH THE AVAILABLE SOLAR RADIATION

ENVIRONMENTAL BENEFITS e.g CO2 and energy savings?

YES

MAJOR LESSONS LEARNT e.g more efficient design? Material? How to avoid nuisance? Etc...

KAYSUN:

Task 53 



Activity A2

<u>Company</u>	FRIGICOLL
<u>Address</u>	OFICINA CENTRAL Blasco de Garay, 4-6
<u>Country</u>	08960 Sant Just Desvern (Barcelona), España
<u>Contact</u>	Eduardo Romano Tel. 93 480 33 22
<u>Brand name</u>	KAYSUN
<u>Cooling power range</u>	3.5 kW

System

PV COLLECTORS

Total area : 5 m² (aperture area)
Tilt angle : 45 ° (0=horiz)
Orientation : 0 ° (0=south ; 90 =west ; 270=east)
Typical peak power : 705 Wc

Type : Monocrystalline

Model : EUP-235W
Manufacturer : Eurener
Country : Spain

SOLAR INVERTERS None

BATTERIES None

AUXILIARY POWER SOURCE Grid (230 V)

HEAT PUMP

Type : Scroll
Air to air

Model : SUITE SOLAR
Manufacturer : KAYSUN
Country : SPAIN

Cooling capacity : 3,5 kW
Electrical consumption in cooling mode : 1 kW
EER : 3,5 -
Heating capacity : 3,5
Electrical consumption in heating mode : 1
COP : 3,5

Conditions : Text = 7 °C Tint = 20 °C

Conditions : Text = 35 °C Tint = 27 °C

HEAT REJECTION STRATEGY None

BACKUP CHILLER None

COLD STORAGE None

BUILDING VENTILATION Natural

DISTRIBUTION SYSTEM

Type : split

Distribution fluid : air

Nominal supply temp. : 16 °C

COOLING STRATEGY full air conditioning (strict conditions)

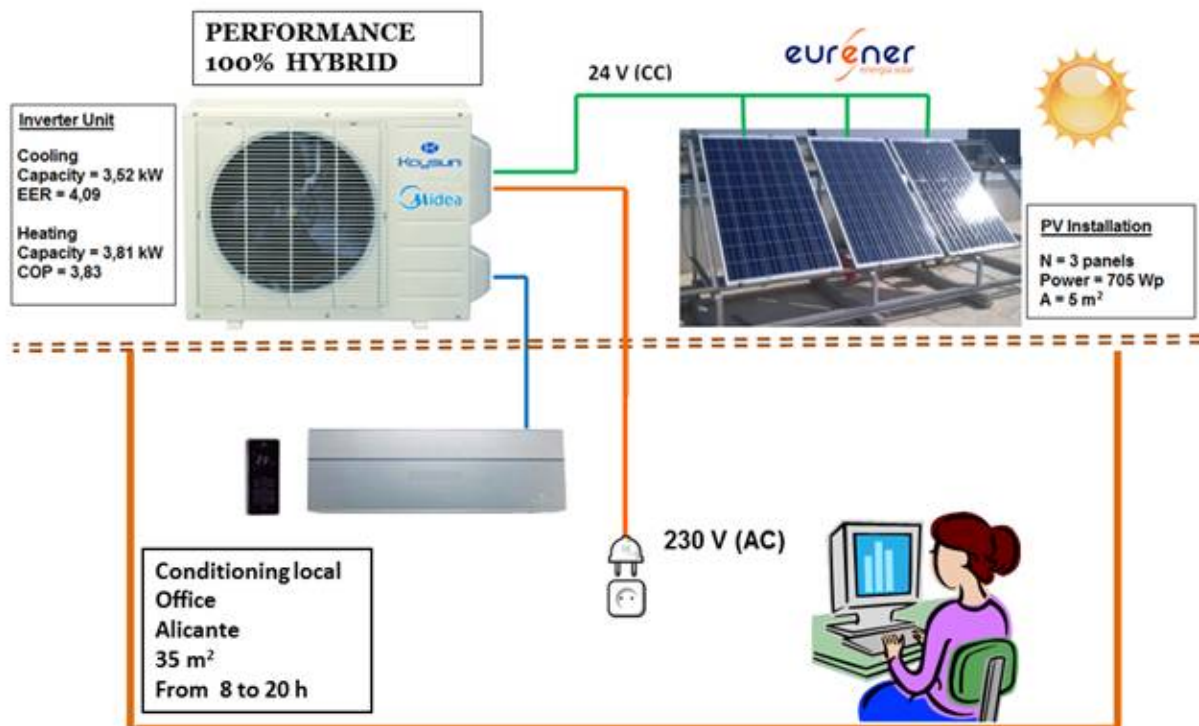
HEATING STRATEGY full air conditioning (strict conditions)

COMMENTS

DOUBLE ELECTRICAL CONECTION

24 V dc from PV panles

230 V ac from the grid



Investment - Material

TOTAL INVESTMENT COST

Total :	2500 €
Lifetime :	20 y
Annual cost :	125 €/y
Specific costs :	3546 €/kWp
	714 €/kWcooling

SOLAR PV COLLECTORS

Total :	700
Lifetime :	25 y
Annual cost :	28 €/y
Specific costs :	993 €/kWp
Not including :	installation 500 €
	structure 150 €
	other (wiring...) 50 €

COLD PRODUCTION

Total :	1800 €
Lifetime :	20 y
Annual cost :	90 €/y
Specific costs :	2553 €/kWp
	514 €/kWcooling

Including : installation work, compression heat pump, heat rejection

Investment - Planning & Design

FEASIBILITY STUDY

Total : 100 €
Specific costs : 142 €/kWp

PLANNING

Total : 100 €
Specific costs : 142 €/kWp

COMMISSIONING

Total : 100 €
Specific costs : 142 €/kWp
0 €/kW

COMMENTS ON FEASIBILITY STUDY, PLANNING AND COMMISSIONING

VERY EASY TO INSTALL. IT CAN BE DONE BY AN USUAL
AIRCONDITIONING INSTALLER

ANNUAL MAINTENANCE

Total : 30 €
Specific costs : 43 €/y.kWp

ANNUAL OPERATIONS

Total : 200 €
Specific costs : 284 €/kWp
57 €/kW

Results from system operation

MONITORING PERIOD

From : 31st September 2012

Until : 1st October 2013

Periods of sytem/monitoring interruption : None

PV PANELS

Radiation gain, global horizontal :	1722 kWh/m ²
Radiation gain, collector surface :	1877 kWh/m ²
Gross energy production of collector :	1125 kWh
Useful energy from collector :	791 kWh
Useful energy electricity from panels for cooling operation :	436,5 kWh
Useful energy from panels for space heating / DHW :	354,4 kWh
Specific PV yield :	1122 kWh/kWp

AUXILIARY ELECTRICITY

Electricity from grid :	678,9 kWh
Auxiliary electricity for cooling operation :	239,3 kWh
Auxiliary electricity for space heating / DHW :	439,6 kWh

HEAT PUMP

Drinving electric input :	1470 kWh
Produced cold and heat :	6523 kWh
COP_elec :	4,44 -
Solar coverage of driving electricity :	0,54 -

AUXILIARY ELECTRICITY DEMAND

Heat pump : 678,9 kWh

COMMENTS

The unit can work on heating and cooling mode. It takes the availabla electricity from PV panels and the needed electricity from the grid

Horario de 8 a 20 h	E_PV (kWh)	E_RED (kWh)	E_TOT (kWh)	E_PV,RED (kWh)	E_U (kWh)	EER_Maq (-)	EER_Inst (-)	Cont. Sol CS (%)	F. Prod F (%)	T_ext (°C)	T_int (°C)
MAYO	66,0	25,8	91,8	116,8	519,5	6,50	23,12	82,5%	64,9%	24,0	23,3
JUNIO	67,1	18,7	85,7	125,1	514,1	6,00	27,54	78,2%	53,6%	26,8	23,1
JULIO	95,1	75,6	170,7	129,5	720,0	4,22	9,52	55,7%	73,4%	31,1	25,0
AGOSTO	84,8	57,0	141,8	114,7	655,2	4,62	11,49	59,8%	73,9%	30,6	25,0
SEPTIEMBRE	68,2	29,9	98,2	101,0	545,1	5,55	18,21	69,5%	67,5%	27,8	24,3
OCTUBRE	55,4	32,2	87,7	83,6	524,4	5,98	16,26	63,2%	66,3%	26,1	24,1
MODO FRÍO	436,5	239,3	675,8	670,7	3478,4	5,15	14,54	64,6%	65,1%	27,7	24,2

Horario de 8 a 20 h	E_PV (kWh)	E_RED (kWh)	E_TOT (kWh)	E_PV,RED (kWh)	E_U (kWh)	COP_Maq (-)	COP_Inst (-)	Cont. Sol CS (%)	F. Prod F (%)	T_ext (°C)	T_int (°C)
NOVIEMBRE	49,36	65,31	114,64	56,49	465,24	4,06	7,12	43,1%	87,4%	14,9	25,9
DICIEMBRE	51,73	89,47	141,18	56,44	551,67	3,91	6,17	36,6%	91,7%	15,2	24,1
ENERO	61,88	84,97	146,84	70,36	575,30	3,92	6,77	42,1%	87,9%	15,1	25,4
FEBRERO	63,98	83,02	147,00	75,74	532,98	3,63	6,42	43,5%	84,5%	13,6	25,2
MARZO	68,87	72,00	140,87	93,02	531,46	3,77	7,38	48,9%	74,0%	16,8	25,7
ABRIL	58,53	44,79	103,32	101,76	387,67	3,75	8,65	56,6%	57,5%	19,1	24,0
MODO CALOR	354,4	439,6	793,8	453,8	3044,3	3,83	6,93	44,6%	78,1%	15,8	25,0
TOTAL	790,9	678,9	1469,7	1124,5	6522,7	4,44	9,61	53,8%	70,3%	21,7	24,6

8	Qualitative assessment	FRIGICOLL
---	------------------------	-----------

Task 53 



GENERAL USER REACTIONS (ease of use, controlability, ...)

IT WORKS LIKE A USUAL SPLIT AIRCONDITIONING UNIT

GENERAL ASSESSMENT

	<i>satisfied or not</i>		<i>comments</i>
	YES	NO	
User / owner satisfied ?	<input checked="" type="checkbox"/>	<input type="checkbox"/>	VERY SATISFIED
User / Owner involved in the project?	<input checked="" type="checkbox"/>	<input type="checkbox"/>	CONSTANT CONTROL
Quality of comfort aspects	<input checked="" type="checkbox"/>	<input type="checkbox"/>	OK
Image and marketing aspects	<input checked="" type="checkbox"/>	<input type="checkbox"/>	IT S A SPLIT ...
Other aspects			BETTER A DUCTS UNIT

PERFORMANCE ASSESSMENT


	YES	NO	comments
Sufficient Energetic performance?	<input checked="" type="checkbox"/>	<input type="checkbox"/>	GOOD PERFORMANCE
Overall reliable operation?	<input checked="" type="checkbox"/>	<input type="checkbox"/>	100% RELIABLE
Existing nuisance ?	<input type="checkbox"/>	<input checked="" type="checkbox"/>	NO
Potential for optimisation? (e.g., system control)	<input checked="" type="checkbox"/>	<input type="checkbox"/>	YES, THE CONTROL CAN BE OPTIMIZEED WITH THE AVAILABLE SOLAR RADIATION


ENVIRONMENTAL BENEFITS e.g CO2 and energy savings?

YES

MAJOR LESSONS LEARNT e.g more efficient design? Material? How to avoid nuisance? Etc...

PURIX:





SHC
SOLAR HEATING & COOLING PROGRAMME
INTERNATIONAL ENERGY AGENCY

Activity A2

<u>Company</u>	PURIX
<u>Address</u>	Langogade 17 2100 Copenhagen
<u>Country</u>	DK
<u>Contact</u>	Lars Munkoe lars.munkoe@purixcom +45 22353151
<u>Brand name</u>	PURIX
<u>Cooling power range</u>	2,5kW split system. Modular configurations available for 2,5kW – 25kW cooling capacity.

Heat sources

COLLECTORS	
Total area :	4,8 m ² (aperture area)

AUXILIARY HEATING SYSTEM	
District heating :	3,1 kW
Central heating :	3,1 kW

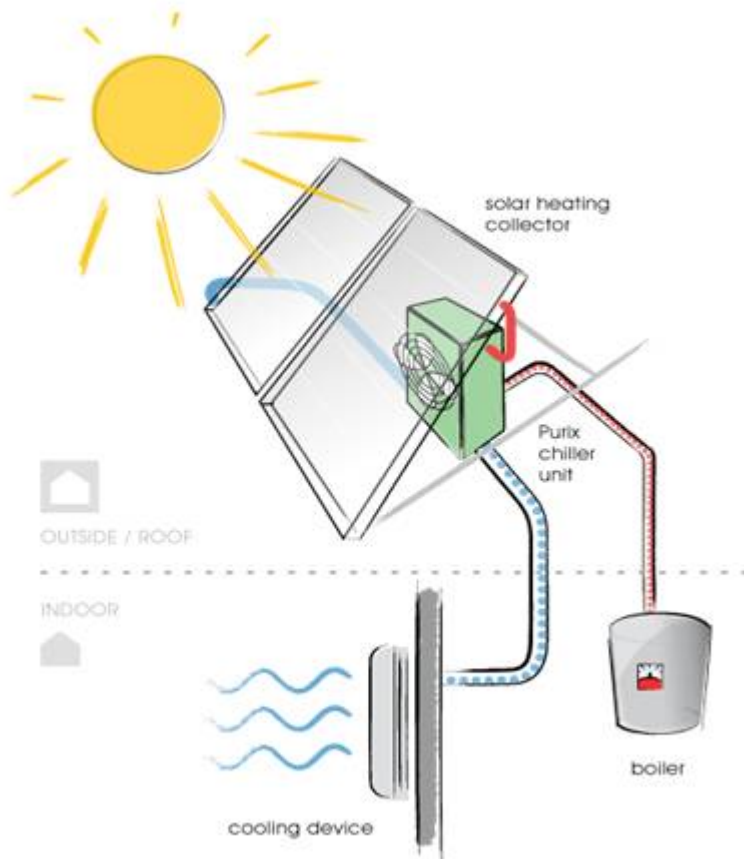
Cooling Equipment

CHILLER

Model : PURIX A25S
Manufacturer : PURIX
Country : DK

Nominal chilling capacity : 2,5 kW
COP_thermal : 0,8 -
Distributed chilled medium temperature : 13 °C
Nominal driving heat temperature : 80 °C

HEAT REJECTION integrated in A25S chiller



Investment - Material

TOTAL INVESTMENT COST

Total :	4425 €
Lifetime :	20 y
Annual cost :	221 €/y
Specific costs :	922 €/m ²
	1770 €/kW

SOLABCOOL:

Task 53 



Activity A2

Company	solabCool BV
Address	Stenograaf 1 6921EX Duiven
Country	The Netherlands
Contact	h.debeijer@ares-rtb.nl
Brand name	SolabPump / SolabChiller
Cooling power range	3 - 5kW

Heat sources

AUXILIARY HEATING SYSTEM

District heating : 8 kW

COMMENTS

Several heat sources can be used. For this particular system district heating is used. Tests with Solar systems indicate similar performance.

District heating power is at nominal conditions

Cooling Equipment

CHILLER

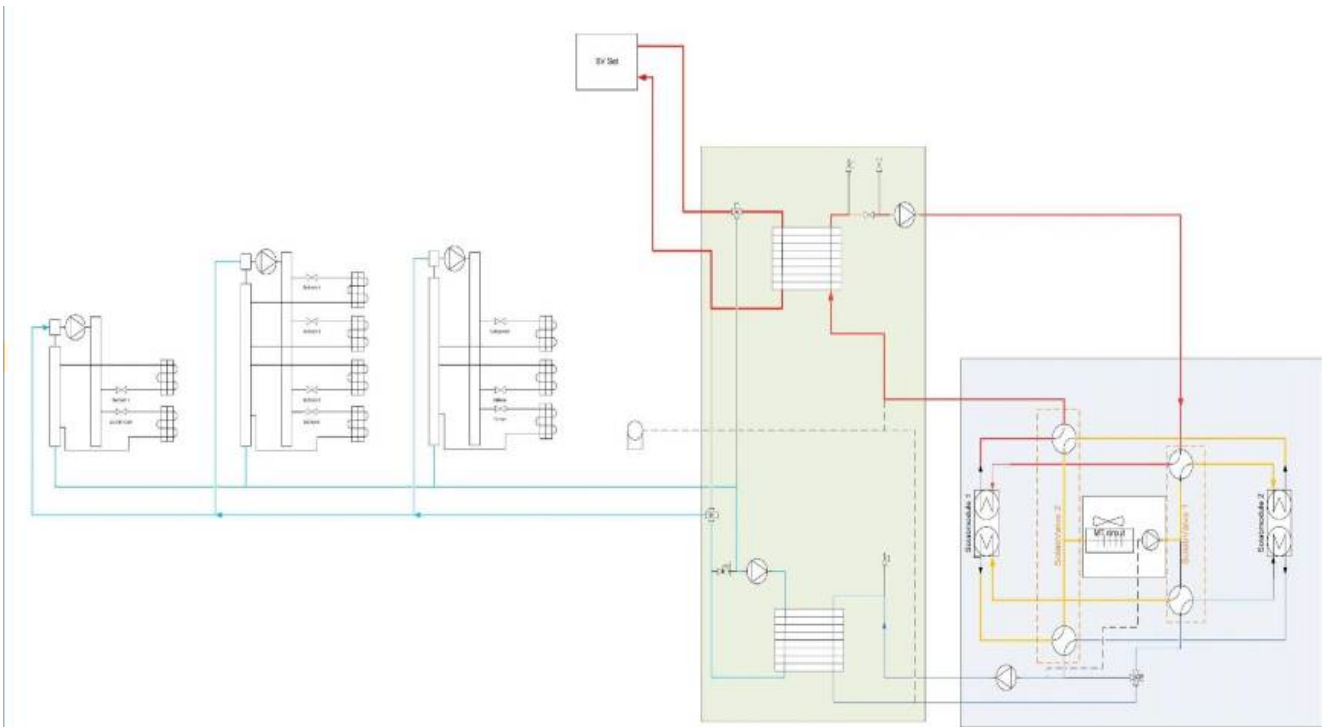
Model : SolabChiller
Manufacturer : SolabCool
Country : Netherlands

Nominal chilling capacity : 4,5 kW
COP_thermal : 0,6 -
Distributed chilled medium temperature : 17 °C
Nominal driving heat temperature : 70 °C

Chiller is driven by : solar thermal heat + auxiliary heat source

COMMENTS

Silicagel-water adsorption cooling machine



COMMENTS

Situation before installation: A domestic building which is connected to a district heating network (CHP). The 3 storey building has a 165m² floor area. The building is completely heated by floor heating which is separated into respectively 3 zones at ground floor, 4 at 1st floor & 2 at 2nd floor.

A SolabChiller and freezing protection unit are installed to distribute cooling using the Floor heating system. The cooling system is protected against freezing by using a water-glycol mixture in the secondary circuit.

The Cooling demand is determined by a thermostat which is placed in the living room, a active dewpoint protection to prevent condensation risks which are caused by low water temperatures in specific conditions.

Results from system operation

MONITORING PERIOD

From : 23rd July 2014

Until : 1st October 2015

Periods of sytem/monitoring interruption :

CHILLER

Driving heat input : 929 kWh/m²

Produced cold : 542 kWh

COP_thermal : 0,58 -

AUXILIARY ELECTRICITY DEMAND

Other : 64 kWh

COMMENTS

The electric energy is considering all electric energy used. This is including drycooler and all pumps. No separate monitoring of individual components. Additional electric consumption which is used for monitoring equipment is not measured since it is not relevant to commercial machine.

Machine has cooled for 194hours

8	Qualitative assessment	SolabPump / SolabChille
----------	-------------------------------	--------------------------------

Task 53 

GENERAL USER REACTIONS *(ease of use, controlability, ...)*

GENERAL ASSESSMENT

	<i>satisfied or not</i>		<i>comments</i>
	YES	NO	
User / owner satisfied ?	<input checked="" type="checkbox"/>	<input type="checkbox"/>	
User / Owner involved in the project?	<input type="checkbox"/>	<input checked="" type="checkbox"/>	
Quality of comfort aspects	<input checked="" type="checkbox"/>	<input type="checkbox"/>	The unit was too small for the building to cover peak cooling loads in high ambient temperature. User did turn off machine during night which did not allow the machine to cool the buidlign during night.
Image and marketing aspects	<input checked="" type="checkbox"/>	<input type="checkbox"/>	
Other aspects			

PERFORMANCE ASSESSMENT

	YES	NO	comments
Sufficient Energetic performance?	<input type="checkbox"/>	<input type="checkbox"/>	
Overall reliable operation?	<input checked="" type="checkbox"/>	<input type="checkbox"/>	Machine had no problem during evaluated period.
Existing nuisance ?	<input type="checkbox"/>	<input type="checkbox"/>	
Potential for optimisation? (e.g., system control)	<input checked="" type="checkbox"/>	<input type="checkbox"/>	There is space for optimizing the energy performances in terms of max cooling capacity and control of the desorption process

ENVIRONMENTAL BENEFITS e.g CO2 and energy savings?

MAJOR LESSONS LEARNT e.g more efficient design? Material? How to avoid nuisance? Etc...

YAZAKI:



Activity A2

<u>Company</u>	YAZAKI ENERGY SYSTEM CORPORATION
<u>Address</u>	2012, 2F Changfugong Office Building 26 Jianguomen Wai Avenue, Beijing
<u>Country</u>	CHINA
<u>Contact</u>	PHONE: 0086-10-6513-4747 (Ext : 606) FAX: 0086-10-6513-4746
<u>Brand name</u>	WFC-SC10
<u>Cooling power range</u>	35.2kW

Heat sources

COLLECTORS	
Total area :	100 m ² (aperture area)
Tilt angle :	19 ° (0=horiz)
Orientation :	0 ° (0=south ; 90 =west ; 270=east)
Type :	Vaccum tube ; heat pipe
Model :	160-58-50Horizontal Type
Manufacturer :	SANGLE
Country :	China
Type of installation :	Flat roof
Heat transfer medium :	Water
Flow control :	Low flow
Total area 2 :	11 m ² (aperture area)
Tilt angle :	70 ° (0=horiz)
Orientation :	90 ° (0=south ; 90 =west ; 270=east)
Type :	Vaccum tube ; heat pipe
Model :	160-58-25Gravity Type
Manufacturer :	SANGLE
Country :	China
SOLAR HEAT STORAGE	
Total volume :	5 m ³
Number of storage tanks :	1 -
Storage medium :	Water
AUXILIARY HEATING SYSTEM	
None	

Cooling Equipment

CHILLER

Type : Absorption

Model : WFC-SC10

Manufacturer : YAZAKI ENERGY SYSTEM CORP

Country : JAPAN

Nominal chilling capacity : 35,2 kW

COP_thermal : 0,7 -

Distributed chilled medium temperature : 11->15 °C

Nominal driving heat temperature : 70->95 °C

Driven by : solar thermal heat (solar autonomous operation)

HEAT REJECTION

Type : Dry cooling (closed)

Model : DHHC-20

Manufacturer : DAHUA

Country : CHINA

Thermal heat rejection capacity : 50 kW

Nominal electricity consumption (fan) : 6,6 kW

BACKUP CHILLER

Type : ?

Model : A-C12-AC-S2

Manufacturer : LIPMAN

Country : CHINA

Chilling capacity : 29,3 kW

Chilled fluid type : water

COP_el : 2,84 -

Chilled medium temperature : 7 °C

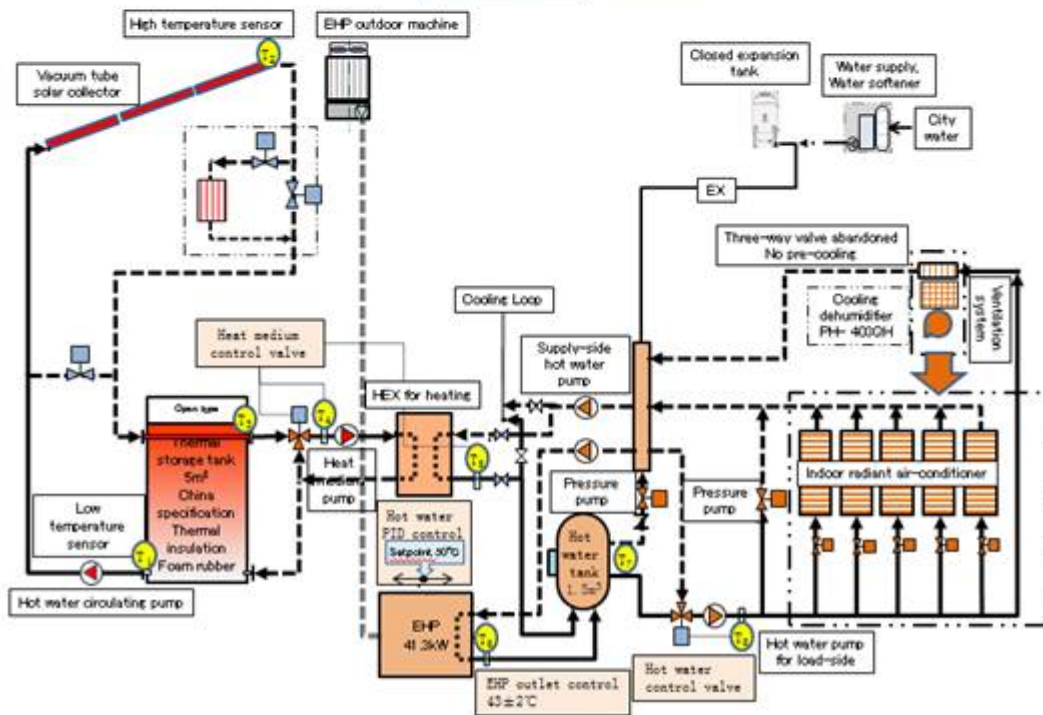
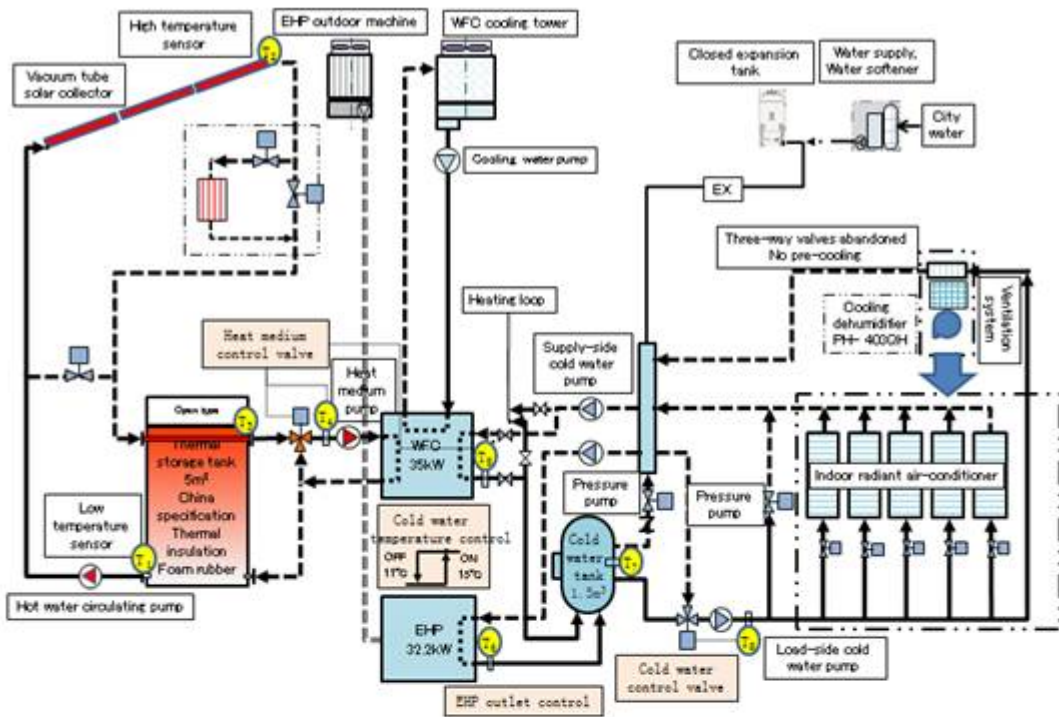
COLD STORAGE

Total volume : 1,5 m3

Number of storage tanks : 1 -

Storage medium : Water

Nominal exchange temperature : 15 °C



SENR:

Solution 1:

Task 53 

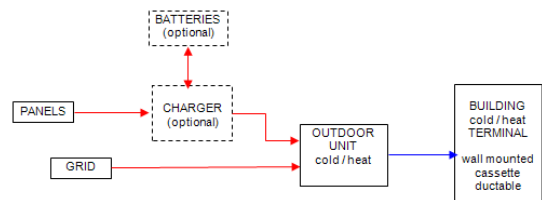


Activity A2

Company	SENR
Address	16 Av Jean Boutroux 44500 La Baule
Country	France
Contact	Patrice AUBIN +33624821867 www.senr.fr patrice.aubin@senr.fr
Brand name	STEADY GO
Cooling power range	3.5 kW

System

PV COLLECTORS	
Total area:	5 m ² (aperture area)
Tilt angle:	45 ° (0=horiz)
Orientation:	0 ° (0=south ; 90 =west ; 270=east)
Typical peak power:	650 Wc
Type:	Monocrystalline
Model:	STP195S
Manufacturer:	SUNTECH
Country:	France
SOLAR INVERTERS	None
AUXILIARY POWER SOURCE	Grid 230V
HEAT PUMP	
Type:	Scroll Air to air
Model:	RO-12HS
Manufacturer:	SENR
Country:	France
Cooling capacity:	3,6 kW
Electrical consumption in cooling mode:	1 kW
EER:	3,6 -
Heating capacity:	3,6 kW
Electrical consumption in heating mode:	1 kW
COP:	3,6 -
Conditions:	Tout = 7 °C Tin = 20 °C
Conditions:	Tout = 35 °C Tin = 27 °C



HEAT REJECTION STRATEGY None

BACKUP CHILLER None

COLD STORAGE None

BUILDING VENTILATION Natural

DISTRIBUTION SYSTEM split

Distribution fluid : air

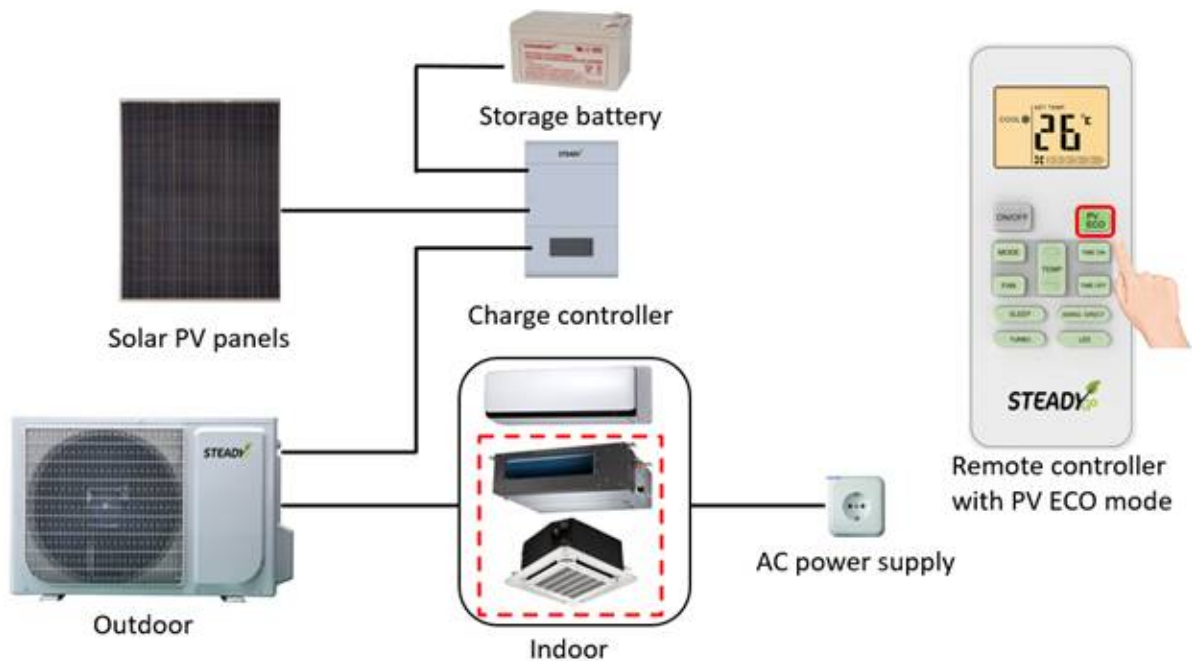
Nominal supply temp. :	15 °C (cooling)	45 °C (heating)
Nominal return temp. :	24 °C (cooling)	20 °C (heating)
Nominal total air flow :	2000 m3/h	

COOLING STRATEGY full air conditioning (strict conditions)

HEATING STRATEGY full air conditioning (strict conditions)

COMMENTS

ECO function allowing user to consume only PV power
Optional charger for batterie backup



Investment - Material

TOTAL INVESTMENT COST

Total :	2500 €
Lifetime :	20 y
Annual cost :	125 €/y
Specific costs :	3846 €/kWp
	694 €/kWcooling

SOLAR PV COLLECTORS

Total :	700 €
Lifetime :	25 y
Annual cost :	28 €/y
Specific costs :	1077 €/kWp
Not including :	installation 500 €
	structure 150 €
	other (wiring...) 50 €

Investment - Planning & Design

FEASIBILITY STUDY

Total :	50 €
Specific costs :	77 €/kWp
	39 €/kW

PLANNING

Total :	50 €
Specific costs :	77 €/kWp

COMMISSIONING

Total :	100 €
Specific costs :	154 €/kWp

COMMENTS ON FEASIBILITY STUDY, PLANNING AND COMMISSIONING

Specifics studies for panels mounting

AC commissioning is the same as normal AC inverter

ANNUAL MAINTENANCE

Total :	180 €
Specific costs :	277 €/y.kWp

ANNUAL OPERATION

Total :	140 €
Specific costs :	215,38 €/kWp
	38,89 €/kW

Results from system operation

MONITORING PERIOD

From : 15th January 2015

Until : 1st December 2015

Periods of sytem/monitoring interruption : None

PV PANELS

Radiation gain, global horizontal : 2191 kWh/m²

Useful energy from collector : 1484 kWh

Specific PV yield : 2283 kWh/kWp

AUXILIARY ELECTRICITY

Electricity from auxiliary energy sources (grid) : 154 kWh

Auxiliary electricity for cooling operation : 154 kWh

HEAT PUMP NB : only cooling

Drinving electric input : 1528 kWh

Produced cold : 7442 kWh

COP_elec : 4,87 -

Solar coverage of driving electricity : 0,9 -

CHILLER

Produced cold : 8446 kWh

Rejected heat : 19765 kWh


AUXILIARY ELECTRICITY DEMAND


Pumps, collector circuits : 5185 kWh

COMMENTS

OUR SOLUTIONS ARE MAINLY INSTALLED IN WESTERN AFRICA. WE HAVE NOT ANY OPERATING RESULTS FROM USERS

8	Qualitative assessment	SENR
----------	-------------------------------	-------------

Task 53 



GENERAL USER REACTIONS *(ease of use, controlability, ...)*

Pushed to its maximum ECO running mode may not allow single euro energy billing

GENERAL ASSESSMENT

	<i>satisfied or not</i>		<i>comments</i>
	YES	NO	
User / owner satisfied ?	<input checked="" type="checkbox"/>	<input type="checkbox"/>	
User / Owner involved in the project?	<input checked="" type="checkbox"/>	<input type="checkbox"/>	
Quality of comfort aspects	<input checked="" type="checkbox"/>	<input type="checkbox"/>	As good as high performance splits
Image and marketing aspects	<input checked="" type="checkbox"/>	<input type="checkbox"/>	Up to date with COP21 goals
Other aspects			With 3 indoor units available, easy to place in any room and / or application

PERFORMANCE ASSESSMENT

	YES	NO	comments
Sufficient Energetic performance?	<input checked="" type="checkbox"/>	<input type="checkbox"/>	
Overall reliable operation?	<input checked="" type="checkbox"/>	<input type="checkbox"/>	
Existing nuisance ?	<input checked="" type="checkbox"/>	<input type="checkbox"/>	Must be connected to Grid
Potential for optimisation? (e.g., system control)	<input checked="" type="checkbox"/>	<input type="checkbox"/>	Must be set independant from grid for isolated sites

ENVIRONMENTAL BENEFITS e.g CO2 and energy savings?

Energies savings therfore CO2 emission reduced

MAJOR LESSONS LEARNT e.g more efficient design? Material? How to avoid nuisance? Etc...

SENR:

Solution 2:

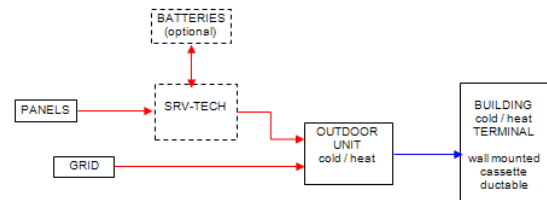


Activity A2

Company	SENR
Address	16 Av Jean Boutroux 44500 La Baule
Country	France
Contact	Patrice AUBIN +33624821867 www.senr.fr patrice.aubin@senr.fr
Brand name	STEADY GO
Cooling power range	14 to 246 kW

System

PV COLLECTORS	
Total area :	114 m ² (aperture area)
Tilt angle :	10 ° (0=horiz)
Orientation :	0 ° (0=south ; 90 =west ; 270=east)
Typical peak power :	20000 Wc
Type :	Monocrystalline
Model :	STP195S
Manufacturer :	SUNTECH
Country :	France
SOLAR INVERTERS	
Brand :	ABB
Model :	TRIO 20,0-TL-OUTD
Typical nominal DC power :	20,8 kW
Typical nominal AC power :	22 kW
Number of phase :	3
Converter efficiency :	98%
AUXILIARY POWER SOURCE	Grid 400/3V
HEAT PUMP	
Type :	Scroll Air to air
Model :	SRV-X450W
Manufacturer :	SENR
Country :	France
Cooling capacity :	45 kW
Electrical consumption in cooling mode :	14 kW
EER :	3,21 -
Heating capacity :	50 kW
Electrical consumption in heating mode :	12,8 kW
COP :	3,91 -
Conditions :	Tout = 7 °C Tin = 20 °C
Conditions :	Tout = 35 °C Tin = 27 °C



HEAT REJECTION STRATEGY None

BACKUP CHILLER None

COLD STORAGE None

BUILDING VENTILATION Natural

DISTRIBUTION SYSTEM 8 model type indoor units

Distribution fluid : air

Nominal supply temp. : 15 °C (cooling) 45 °C (heating)

Nominal return temp. : 24 °C (cooling) 20 °C (heating)

Nominal total air flow : 2000 m3/h

COOLING STRATEGY full air conditioning (strict conditions)

top cooling (no strict conditions with backup)

solar alone (no backup)

Design outdoor temperature : up to 46 °C

HEATING STRATEGY full air conditioning (strict conditions)

top cooling (no strict conditions with backup)

solar alone (no backup)

Design outdoor temperature : 7 °C

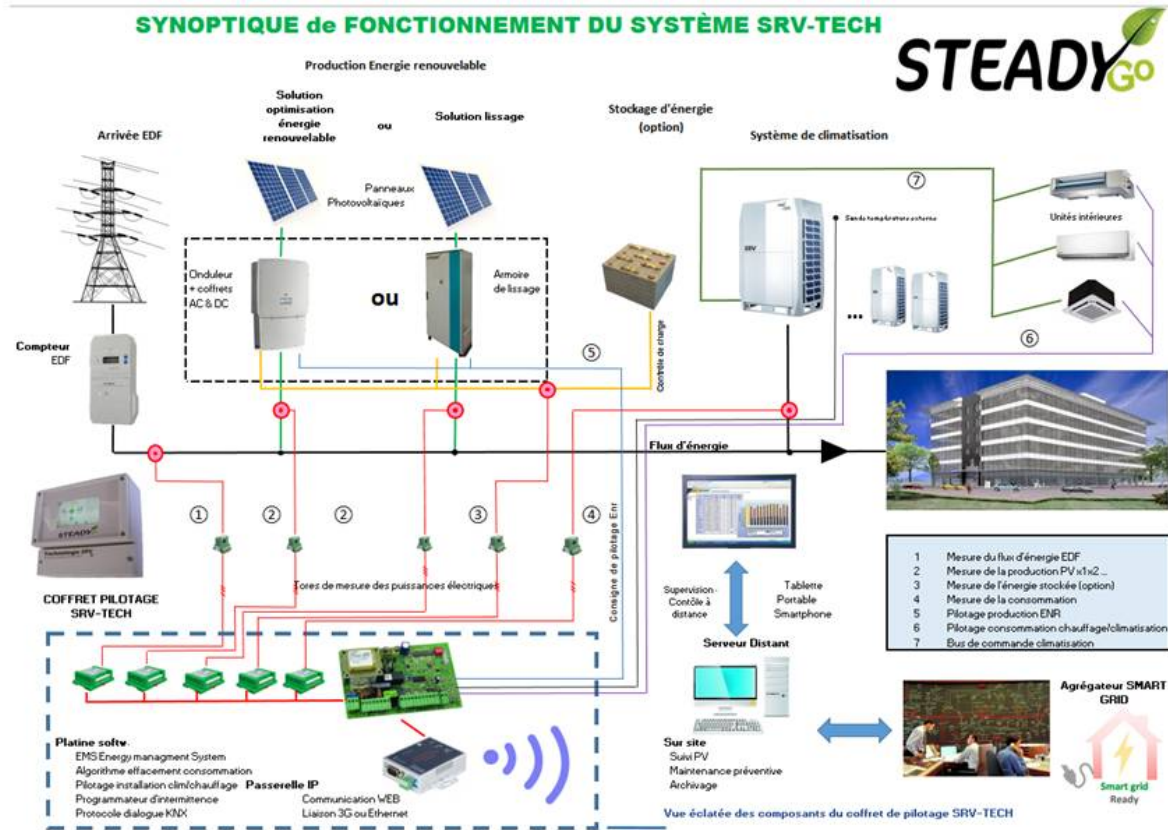
Design outdoor humidity : 95 %

COMMENTS

ECO function allowing user to consume only PV power

Optional charger for batterie backup

Gird injection full control



COMMENTS

The core of our technology is erasing:

Erasing consumption by piloting the application may be defined as the act which aims to reduce or temporarily move the level of electricity consumption of one or more of consumption devices.

With a level of reference determined with the user as minimum service consumption, we use payable energy only if PV production decrease below this level. Otherwhile we monitor the demand to match consumption and PV production

Investment - Material

TOTAL INVESTMENT COST

Total :	97000 €
Lifetime :	20 y
Annual cost :	4850 €/y
Specific costs :	149231 €/kWp
	26944 €/kWcooling

SOLAR PV COLLECTORS

Total :	57000 €
Lifetime :	25 y
Annual cost :	1250 €/y
Specific costs :	1077 €/kWp

COLD PRODUCTION

Total :	25000 €
Lifetime :	20 y
Annual cost :	1250 €/y
Specific costs :	38462 €/kWp
	6944 €/kWcooling

BACKUP (optional backup through LiPO)

Total :	17000 €
Lifetime :	15 y
Annual cost :	1133 €/y
Specific costs :	26154 €/kWp
	4722 €/kWcooling

ELECTRIC, CONTROL AND MONITORING

Total :	3500 €
Lifetime :	20 y
Annual cost :	175 €/y
Specific costs :	5385 €/kWp
	972 €/kWcooling

Investment - Planning & Design

FEASIBILITY STUDY

Total : 2000 €
Specific costs : 3077 €/kWp

COMMISSIONING

Total : 1500 €
Specific costs : 2308 €/kWp

COMMENTS ON FEASIBILITY STUDY, PLANNING AND COMMISSIONING

Specifics studies for panels mounting
AC commissioning is the same as normal AC inverter

ANNUAL MAINTENANCE

Total : 1000 €
Specific costs : 1538 €/y.kWp

Results from system operation

COMMENTS

All records made are not significant for analysis.
Our monitoring includes 8 steps.
Each steps reduce or delate the demand od specific indoor units.
Therefore the energy saving ration for each one can be seen on the charts beside.
The saving rate depends on the level of comfort wished by user. It may vary from 10% for high comfort level to 70 or 80% for high economic running.



8

Qualitative assessment

STEADY GO

Task 53 



GENERAL USER REACTIONS (ease of use, controlability, ...)

Different reasons made user choose this solution:
 Economic in order to manage precisely the consumption billing using PV or not.
 Safety as PV production may decrease suddenly with cloud appreance, Erasing insure a continous service
 Reliability when the installation is connected to unsecured power network

GENERAL ASSESSMENT

	<i>satisfied or not</i>		<i>comments</i>
	YES	NO	
User / owner satisfied ?	<input checked="" type="checkbox"/>	<input type="checkbox"/>	
User / Owner involved in the project?	<input checked="" type="checkbox"/>	<input type="checkbox"/>	Yes to choose economies level
Quality of comfort aspects	<input checked="" type="checkbox"/>	<input type="checkbox"/>	All advantages of VRF installations
Image and marketing aspects	<input checked="" type="checkbox"/>	<input type="checkbox"/>	Up to date with COP21 goals
Other aspects			

PERFORMANCE ASSESSMENT

	YES	NO	comments
Sufficient Energetic performance?	<input checked="" type="checkbox"/>	<input type="checkbox"/>	In accordance with users comfort choice
Overall reliable operation?	<input checked="" type="checkbox"/>	<input type="checkbox"/>	
Existing nuisance ?	<input checked="" type="checkbox"/>	<input type="checkbox"/>	Must be connected to Grid
Potential for optimisation? (e.g., system control)	<input checked="" type="checkbox"/>	<input type="checkbox"/>	Must be set independant from grid for isolated sites

ENVIRONMENTAL BENEFITS e.g CO2 and energy savings?

Energies savings therfore CO2 emission reduced
 Improvment of renewable energies in tropicla area or weak power network.
 Help to make safer environment in unsecured area such desert, epidemic diseases or war zone

MAJOR LESSONS LEARNT e.g more efficient design? Material? How to avoid nuisance? Etc...

Must obtain support from government institution or power network managers.